

**Audit Report on Financial Statements  
issued by an Independent Auditor**

**DURO FELGUERA, S.A. AND SUBSIDIARIES  
Consolidated Financial Statements and  
Consolidated Management Report  
for the year ended  
December 31, 2017**

*Translation of a report and financial statements originally issued in Spanish. In the event of discrepancy, the Spanish-language version prevails (See Note 42)*

## **AUDIT REPORT ON CONSOLIDATED FINANCIAL STATEMENTS ISSUED BY AN INDEPENDENT AUDITOR**

To the shareholders of DURO FELGUERA, S.A.:

### **Audit report on the consolidated financial statements**

---

#### **Opinion**

We have audited the consolidated financial statements of DURO FELGUERA, S.A. (the parent) and its subsidiaries (the Group), which comprise the consolidated balance sheet at December 31, 2017, the consolidated income statement, the consolidated statement of comprehensive income, the consolidated statement of changes in equity, the consolidated statement of cash flows, and the notes thereto, for the year then ended.

In our opinion, the accompanying consolidated financial statements give a true and fair view, in all material respects, of consolidated equity and the consolidated financial position of the Group at December 31, 2017 and of its financial performance and its consolidated cash flows, for the year then ended in accordance with International Financial Reporting Standards, as adopted by the European Union (IFRS-EU), and other provisions in the regulatory framework applicable in Spain.

---

#### **Basis for opinion**

We conducted our audit in accordance with prevailing audit regulations in Spain. Our responsibilities under those standards are further described in the *Auditor's responsibilities for the audit of the consolidated financial statements* section of our report.

We are independent of the Group in accordance with the ethical requirements, including those related to independence, that are relevant to our audit of the consolidated financial statements in Spain as required by prevailing audit regulations. In this regard, we have not provided non-audit services nor have any situations or circumstances arisen that might have compromised our mandatory independence in a manner prohibited by the aforementioned requirements.

We believe that the audit evidence we have obtained is sufficient and appropriate to provide a basis for our opinion.

---

#### **Material uncertainty related to going concern**

We draw attention to the matter described in Note 2.1 of the accompanying consolidated financial statements, which indicates that at December 31, 2017, the Group had negative working capital amounting to 207 million euros, losses of 271 million euros, and negative equity of 165 million euros. The parent company had negative equity of 181 million euros, which, is considered cause for dissolution in accordance with article 363 of the Corporate Enterprises Act. As explained in the aforementioned note, the parent company is in the process of restructuring its debt with its principal financial institutions, and is negotiating new credit and guarantee facilities, the possible formalization of which may be contingent upon carrying out a capital increase. The parent company's directors have prepared the accompanying financial statements on a going concern as they expect a successful outcome for both the negotiations with financial institutions and the capital increase.



These circumstances are indicative of a material uncertainty that could lead to significant doubts as to Group's ability to continue as a going concern and settle its liabilities for the amounts and in accordance with the classifications shown in the accompanying consolidated financial statements. Our opinion was not modified with respect to this matter.

---

### Key audit matters

Key audit matters are those matters that, in our professional judgment, were of most significance in our audit of the consolidated financial statements of the current period. These matters were addressed in the context of our audit of the consolidated financial statements as a whole, and in forming our audit opinion thereon, and we do not provide a separate opinion on these matters.

In addition to the matter discussed under "Material uncertainty related to going concern," we determined that the circumstances described below are key audit matters that would require disclosure in our audit report.

---

#### *Recognition of income from construction contracts*

**Description** As explained in Notes 4.h and 2.24.c to the accompanying consolidated financial statements, revenue from construction contracts are recognized using the stage of completion method, in conformity with the applicable regulatory framework for financial reporting.

When applying the stage of completion method, the Group uses significant estimates related to the total necessary costs to execute the contract, as well as the amount of claims or changes in the scope of the project, which are included, where applicable, as additional contract revenue. The estimate associated with these costs is significant and is likewise based on complex, highly subjective judgments. Income, total contract costs, and the recognition of revenue may significantly differ from initial estimates, due to new or additional information on overruns and changes in the scope of the project over the term of the project.

Given the significance of the estimates used in recognizing this revenue and the materiality of the related amounts, we determined this to be a key audit issue.

---

#### **Our**

#### **response**

In relation to this matter, our audit procedures included, among others, the following:

- ▶ We gained an understanding of the processes established by the Group's Management for recognizing revenue derived from construction contracts, including evaluation of the design and implementation of relevant controls and their operational effectiveness.
- ▶ In order to perform substantive tests, we selected a sample of projects, applying qualitative and quantitative criteria, such as identifying relevant contracts, due either to the contract's total sale price, the amount of related revenue or margins recorded in the year or to the risk associated to costs incurred or completion costs.
- ▶ For the selected projects, we obtained and read contracts to understand the most relevant clauses and their implications, in addition to examining budgets as well as follow-up and execution reports for the related projects.
- ▶ We reviewed project development with business line and project managers, the reasons for deviations from initially budgeted costs and actual costs, and their impact on re-estimating project margins.

- ▶ We analyzed the performance of margins in terms of both variations in sale price and total budgeted costs.
- ▶ We obtained evidence of technical approvals and the statement of economic negotiations related to changes in the contracts and claims being negotiated with customers.
- ▶ We checked that the disclosures in the notes to the accompanying consolidated financial statements related to the recognition of revenue from contracts based on the percentage of completion method were in conformity with the regulatory framework for financial reporting applicable to the Group.

#### *Lawsuit filed by the Special Prosecution Office for Corruption and Organized Crime*

---

**Description** We draw your attention to the matter described in Note 36 to the accompanying consolidated financial statements, which states that on December 14, 2017, the parent company disclosed the receipt of the ruling from Madrid Central Court of Instruction No. 2, allowing the lawsuit filed against Dura Felguera, S.A. and others by the Special Prosecution Office for Corruption and Organized Crime, concerning a possible alleged case of corruption of a foreign civil servant or authority, in addition to an alleged money laundering offense in connection with a payment totaling approximately 80.6 million US dollars. Both offenses relate to a contract signed by the Company for the construction and start-up of a combined cycle plant in Venezuela.

As likewise explained in the aforementioned note, given the early stages of the proceedings, it is not possible to determine the likelihood or extent of the possible consequences, which will depend on the outcome of the criminal investigation.

Generally, these proceedings are subject to uncertainty and can take a considerable period of time to resolve, requiring complex estimates on the part of management. Consequently, we determined this to be a key audit matter.

#### **Our response**

In relation to this matter, our audit procedures included the following:

- ▶ We reviewed the lawsuit filed against the parent company by the Madrid Central Court of Instruction No. 2.
- ▶ We examined the work and conclusions drawn from the internal investigation carried out by the parent company in connection with this matter.
- ▶ We obtained and analyzed, with the involvement of our legal specialists, the legal opinion prepared by the attorney engaged by the parent company.
- ▶ We reviewed the disclosures included in the notes to the consolidated financial statements in conformity with the regulatory framework for financial reporting applicable to the Group.

#### *Estimation of impairment losses for the principal past-due receivables*

---

**Description** As explained in Note 12 to the consolidated financial statements, at December 31, 2017, "Trade and other receivables," net of impairment, amounted to 172 million and 75 million euros, respectively.



The estimation of impairment loss on these assets requires significant judgment on the part of Management, the relevant principles and criteria of which are provided in Notes 4 and 12 to the accompanying consolidated financial statements. The identification of impaired credit exposures and the determination of recoverable amounts are processes subject to the uncertainty inherent in using hypotheses and estimates, e.g., the financial position of the debtor or expected cash flows. As explained in the aforementioned notes, of these amounts, the principal past-due receivables pertain to the Termocentro (Venezuela), Gangavaram Port Limited and Khrisna Port (India), and Roy Hill projects (Australia).

Therefore, estimation of impairment loss allowances for the primary past-due receivables was considered a key audit matter.

#### Our response

The audit procedures carried out on past-due receivables for the Termocentro (Venezuela), Gangavaram Port Limited and Khrisna Port (India), and Roy Hill projects (Australia) were the following:

- ▶ We carried out an itemized review of past-due receivables, analyzing the reasonableness of the hypotheses used by Management to identify and quantify impairment.
- ▶ We assessed the financial situation and solvency of debtors.
- ▶ We obtained confirmation from the Group's external advisors regarding the ongoing proceedings and their rating of the related risk in order to evaluate the recoverability of the India and Australia projects' past-due receivables under arbitration, as explained in Note 26 to the accompanying financial statements.
- ▶ We obtained and analyzed, with the involvement of our internal legal specialists, the information prepared by the Group's external legal advisors in order to evaluate the likelihood of favorable outcomes of arbitration proceedings underway in India and Australia.
- ▶ With regard to the Termocentro project in Venezuela, we obtained confirmation of the balance owed by the customer C.A. Electricidad de Caracas (CDC) and we reviewed the reasonableness of the principal hypotheses used by the Group, which were based primarily on trends in the quoted prices of Venezuelan sovereign bonds as a market reference, with a view to verifying the reasonableness of the impairment loss recognized in the accompanying consolidated financial statements.
- ▶ We reviewed disclosures included in the notes to the accompanying financial statements.

#### *Deferred tax assets*

**Description** Deferred tax assets at December 31, 2017 amounted to 11 million euros. At year end, due to the circumstances described in Note 2.1 to the accompanying consolidated financial statements and as it is disclosed in Note 24 to the accompanying consolidated financial statements, parent company's management has reassessed the recovery of deferred tax assets, for which it has derecognized 53.2 million euros from the accompanying consolidated financial statements, relating primarily to tax loss carryforwards and deductions. The total amount derecognized during the year totaled 57.4 million euros.

The assessment carried out by the Group's management to determine the recoverable amount of this asset and the amount recognized in the accompanying consolidated financial statements is based on estimates of future taxable income and the Group's business plan in conformity with prevailing tax regulations and recognition policies established in the regulatory framework for financial reporting applicable to the Group.

We determined this circumstance to be a key audit matter, since it requires that Group's management make significant judgments and estimates.

---

**Our  
response**

With regard to this matter, our audit procedures included the following:

- ▶ We reviewed the criteria used to calculate deferred tax assets.
- ▶ We reviewed the assumptions used by Management to estimate how long it will take to utilize the deferred tax assets recognized, focusing our analysis on the economic, financial and tax assumptions used by the Group to estimate future taxable profit and involving our tax experts.
- ▶ We involved our internal tax experts to analyze the tax assumptions used in accordance with prevailing tax regulations.
- ▶ We likewise considered the requirements established by the regulatory framework (IAS 12) for "Income taxes", paragraphs 34, 25 and 36 in particular, to recognition of deferred tax assets.
- ▶ We reviewed disclosures included in the notes to the accompanying consolidated financial statements.

---

**Other information: consolidated management report**

Other information refers exclusively to the 2017 consolidated management report, the preparation of which is the responsibility of the parent company's directors and is not an integral part of the consolidated financial statements.

Our audit opinion on the consolidated financial statements does not cover the consolidated management report. Our responsibility for the information contained in the consolidated management report is defined in prevailing audit regulations, which distinguish two levels of responsibility:

- a) A specific level applicable to the non-financial information statement, as well as certain information included in the Corporate Governance Report, as defined in article 35.2 b) of Law 22/2015 on auditing, which solely requires that we verify whether said information has been included in the consolidated management report, or where appropriate, that the corresponding reference to the separate report on non-financial information has been incorporated in the form provided for in the regulation, and if not, disclose this fact.
- b) A general level applicable to the remaining information included in the consolidated management report, which requires us to evaluate and report on the consistency of said information in the consolidated financial statements, based on our knowledge of the Group obtained during the audit, and limited to the information gained through audit evidence. Moreover, we are required to evaluate and report on whether the content and presentation of this part of the consolidated management report are in conformity with applicable regulations. If, based on the work carried out, we conclude that there are material misstatements, we are required to disclose them.



Based on the work performed, as described in the above paragraph, the information contained in the consolidated management report is consistent with that provided in the 2017 consolidated financial statements and their content and presentation are in conformity with applicable regulations.

---

### **Responsibilities of the parent company's directors and the audit committee for the consolidated financial statements**

The directors of the parent company are responsible for the preparation of the accompanying consolidated financial statements so that they give a true and fair view of the equity, financial position and results of the Group, in accordance with IFRS-EU, and other provisions in the regulatory framework applicable to the Group in Spain, and for such internal control as they determine is necessary to enable the preparation of consolidated financial statements that are free from material misstatement, whether due to fraud or error.

In preparing the consolidated financial statements, the directors of the parent company are responsible for assessing the Group's ability to continue as a going concern, disclosing, as applicable, matters related to going concern and using the going concern basis of accounting unless the directors either intend to liquidate the Group or to cease operations, or has no realistic alternative but to do so.

The audit committee is responsible for overseeing the Group's financial reporting process.

---

### **Auditor's responsibilities for the audit of the consolidated financial statements**

Our objectives are to obtain reasonable assurance about whether the consolidated financial statements as a whole are free from material misstatement, whether due to fraud or error, and to issue an auditor's report that includes our opinion.

Reasonable assurance is a high level of assurance, but is not a guarantee that an audit conducted in accordance with prevailing audit regulations in Spain will always detect a material misstatement when it exists. Misstatements can arise from fraud or error and are considered material if, individually or in the aggregate, they could reasonably be expected to influence the economic decisions of users taken on the basis of these consolidated financial statements.

As part of an audit in accordance with prevailing audit regulations in Spain, we exercise professional judgement and maintain professional skepticism throughout the audit. We also:

- ▶ Identify and assess the risks of material misstatement of the consolidated financial statements, whether due to fraud or error, design and perform audit procedures responsive to those risks, and obtain audit evidence that is sufficient and appropriate to provide a basis for our opinion. The risk of not detecting a material misstatement resulting from fraud is higher than for one resulting from error, as fraud may involve collusion, forgery, intentional omissions, misrepresentations, or the override of internal control.
- ▶ Obtain an understanding of internal control relevant to the audit in order to design audit procedures that are appropriate in the circumstances, but not for the purpose of expressing an opinion on the effectiveness of the Group's internal control.
- ▶ Evaluate the appropriateness of accounting policies used and the reasonableness of accounting estimates and related disclosures made by management.

- ▶ Conclude on the appropriateness of the directors' use of the going concern basis of accounting and, based on the audit evidence obtained, whether a material uncertainty exists related to events or conditions that may cast significant doubt on the Group's ability to continue as a going concern. If we conclude that a material uncertainty exists, we are required to draw attention in our auditor's report to the related disclosures in the consolidated financial statements or, if such disclosures are inadequate, to modify our opinion. Our conclusions are based on the audit evidence obtained up to the date of our auditor's report. However, future events or conditions may cause the Group to cease to continue as a going concern.
- ▶ Evaluate the overall presentation, structure and content of the consolidated financial statements, including the disclosures, and whether the consolidated financial statements represent the underlying transactions and events in a manner that achieves fair presentation.
- ▶ Obtain sufficient appropriate audit evidence regarding the financial information of the entities or business activities within the Group to express an opinion on the consolidated financial statements. We are responsible for the direction, supervision and performance of the group audit. We remain solely responsible for our audit opinion.

We communicate with the audit committee of the parent company regarding, among other matters, the planned scope and timing of the audit and significant audit findings, including any significant deficiencies in internal control that we identify during our audit.

We also provide the audit committee of the parent company with a statement that we have complied with relevant ethical requirements, including those related to independence, and to communicate with them all matters that may reasonably be thought to bear on our independence, and where applicable, related safeguards.

From the matters communicated with the audit committee, we determine those matters that were of most significance in the audit of the consolidated financial statements of the current period and are therefore the key audit matters.

We describe these matters in our auditor's report unless law or regulation precludes public disclosure about the matter.

## **Report on other legal and regulatory requirements**

---

### **Additional report to the audit committee**

The opinion expressed in this audit report is consistent with the additional report we issued to the audit committee on March 26, 2018.

---

### **Term of engagement**

The ordinary general shareholders' meeting held on April 21, 2016 appointed us as auditors for 3 years, commencing on December 31, 2016.

ERNST & YOUNG, S.L.

(signed on the original Spanish version)

---

José Enrique Quijada Casillas

March 26, 2018



**DURO FELGUERA, S.A. AND  
SUBSIDIARIES**

Consolidated Financial Statements  
for the year ended 31 December 2017 and Management Report for 2017



## DURO FELGUERA, S.A. AND SUBSIDIARIES

### CONTENTS OF THE 2017 CONSOLIDATED FINANCIAL STATEMENTS

#### Note

- Consolidated balance sheet
- Consolidated income statement
- Consolidated statement of comprehensive income
- Consolidated statement of changes in equity
- Consolidated statement of cash flows
- Notes to the consolidated financial statements
- 1** General information
- 2** Summary of significant accounting policies
  - 2.1 Basis of presentation
  - 2.2 Consolidation
  - 2.3 Current and non-current balances
  - 2.4 Segment information
  - 2.5 Foreign currency translation
  - 2.6 Property, plant and equipment
  - 2.7 Investment properties
  - 2.8 Intangible assets
  - 2.9 Impairment of non-financial assets
  - 2.10 Non-current assets held for sale
  - 2.11 Financial assets
  - 2.12 Derivative financial instruments and hedging activities
  - 2.13 Inventories
  - 2.14 Trade receivables
  - 2.15 Cash and cash equivalents
  - 2.16 Share capital
  - 2.17 Deferred income
  - 2.18 Trade payables
  - 2.19 Borrowings
  - 2.20 Current and deferred income tax
  - 2.21 Employee benefits
  - 2.22 Share-based payments
  - 2.23 Provisions
  - 2.24 Revenue recognition
  - 2.25 Leases
  - 2.26 Distribution of dividends
  - 2.27 Earnings per share
  - 2.28 Environment
- 3** Financial risk management
  - 3.1 Financial risk factors
  - 3.2 Capital risk management
  - 3.3 Fair value estimation
- 4** Accounting estimates and judgements
- 5** Segment information
- 6** Assets and liabilities classified as held for sale
- 7** Property, plant and equipment
- 8** Investment properties
- 9** Intangible assets





## DURO FELGUERA, S.A. AND SUBSIDIARIES

### CONTENTS OF THE 2017 CONSOLIDATED FINANCIAL STATEMENTS

#### Note

10	Investments in associates
11	Financial instruments
12	Trade and other receivables
13	Derivative financial instruments and hedging activities
14	Inventories
15	Cash and cash equivalents
16	Capital and share premium
17	Share-based payments
18	Retained earnings and other reserves
19	Interim dividend
20	Non-controlling interests
21	Deferred income
22	Borrowings
23	Trade and other payables
24	Deferred taxes
25	Employee benefits
26	Provisions for other liabilities and charges
27	Revenue
28	Employee benefits expense
29	Operating expenses
30	Other gains/(losses) net
31	Net finance income/(cost)
32	Income tax expense
33	Earnings per share
34	Dividends per share
35	Cash generated from operations
36	Contingencies
37	Commitments
38	Related party transactions
39	Joint ventures
40	Other information
41	Events after the reporting period
42	Additional note for English translation



**DURO FELGUERA, S.A. AND SUBSIDIARIES**

**CONSOLIDATED BALANCE SHEET AT 31 DECEMBER 2017 AND 2016**  
**(€ thousand)**

<b><u>ASSETS</u></b>	<b>Note</b>	<b>At 31 December</b>	
		<b>2017</b>	<b>2016</b>
Property, plant and equipment	7	76,697	114,178
Investment properties	8	27,400	32,741
Intangible assets	9	19,174	38,371
Investments in associates	10	20	4,403
Available-for-sale financial assets	11	5,590	6,107
Derivative financial instruments	11-13	-	154
Loans and other receivables	11-12	413	1,442
Deferred tax assets	24	11,032	68,471
<b>NON-CURRENT ASSETS</b>		<b><u>140,326</u></b>	<b><u>265,867</u></b>
Non-current assets held for sale	6	27,395	-
Inventories	14	22,196	28,921
Trade and other receivables	11-12	473,724	608,867
Financial receivables	11	16	14
Derivative financial instruments	11-13	1,052	656
Current tax assets		3,412	6,647
Cash and cash equivalents	11-15	90,579	152,397
<b>CURRENT ASSETS</b>		<b><u>618,374</u></b>	<b><u>797,502</u></b>
<b>TOTAL ASSETS</b>		<b><u>758,700</u></b>	<b><u>1,063,369</u></b>

The accompanying notes 1 to 41 are an integral part of these consolidated financial statements.





**DURO FELGUERA, S.A. AND SUBSIDIARIES**

**CONSOLIDATED BALANCE SHEET AT 31 DECEMBER 2017 AND 2016**

(€ thousand)

	Note	At 31 December	
		2017	2016
<b><u>EQUITY AND LIABILITIES</u></b>			
Share capital	16	80,000	80,000
Accumulated exchange differences		(10,603)	(11,286)
Retained earnings and other reserves	18	(220,436)	48,786
<b>EQUITY ATTRIBUTABLE TO SHAREHOLDERS</b>		<b><u>(151,039)</u></b>	<b><u>117,500</u></b>
Non-controlling interests	20	(13,807)	3,671
<b>EQUITY</b>		<b><u>(164,846)</u></b>	<b><u>121,171</u></b>
<b>DEFERRED INCOME</b>	21	<b><u>6,631</u></b>	<b><u>6,929</u></b>
Borrowings	11-22	74,256	271,927
Derivative financial instruments	11-13	-	995
Deferred tax liabilities	24	13,751	12,206
Employee benefits	25	1,437	1,553
Provisions for other liabilities and charges	26	1,956	6,005
<b>NON-CURRENT LIABILITIES</b>		<b><u>91,400</u></b>	<b><u>292,686</u></b>
Liabilities associated with non-current assets held for sale	6	20,861	-
Borrowings	11-22	268,393	98,718
Derivative financial instruments	11-13	2	6,312
Trade and other payables	11-23	418,168	401,009
Current tax liabilities		2,229	6,512
Employee benefits	25	7,742	8,665
Provisions for other liabilities and charges	26	108,120	121,367
<b>CURRENT LIABILITIES</b>		<b><u>825,515</u></b>	<b><u>642,583</u></b>
<b>TOTAL EQUITY AND LIABILITIES</b>		<b><u>758,700</u></b>	<b><u>1,063,369</u></b>

The accompanying notes 1 to 41 are an integral part of these consolidated financial statements.



**DURO FELGUERA, S.A. AND SUBSIDIARIES**

**CONSOLIDATED INCOME STATEMENT FOR THE YEARS ENDED 31 DECEMBER 2017 AND 2016**  
**(€ thousand)**

	<b>Note</b>	<b>Year ended December 31</b>	
		<b>2017</b>	<b>2016</b>
Revenue	<b>27</b>	624,126	709,124
Changes in inventories of finished goods and work in progress		2,720	(917)
Cost of sales		(444,161)	(462,667)
<b>Gross profit</b>		<b>182,685</b>	<b>245,540</b>
Employee benefits expense	<b>28</b>	(121,428)	(130,266)
Amortisation and depreciation	<b>7-8-9</b>	(10,264)	(8,573)
Operating expenses	<b>29</b>	(109,255)	(115,324)
Other gains/(losses) net	<b>30</b>	(136,535)	10,061
<b>Operating profit/(loss)</b>		<b>(194,797)</b>	<b>1,438</b>
Net finance income/(cost)	<b>31</b>	(19,950)	(19,346)
Impairment of financial instruments		(3,376)	(194)
Share of loss/(profit) of associates	<b>10</b>	-	52
<b>Profit/(loss) before tax</b>		<b>(218,123)</b>	<b>(18,050)</b>
Income tax expense	<b>32</b>	(53,095)	(1,088)
<b>Profit/(loss) for the year from continuing operations</b>		<b>(271,218)</b>	<b>(19,138)</b>
<b>Attributable to:</b>			
Shareholders of the company		(254,496)	(18,197)
Non-controlling interests	<b>20</b>	(16,722)	(941)
		<b>(271,218)</b>	<b>(19,138)</b>
<b>Earnings/(loss) per share for the year from continuing operations attributable to shareholders of the company (€ per share)</b>			
- Basic and diluted	<b>33</b>	(1.77)	(0.13)

The accompanying notes 1 to 41 are an integral part of these consolidated financial statements.





**DURO FELGUERA, S.A. AND SUBSIDIARIES**

**CONSOLIDATED STATEMENT OF COMPREHENSIVE INCOME FOR THE YEARS ENDED 31  
DECEMBER 2017 AND 2016  
(€ thousand)**

	<u>Note</u>	<u>Year ended December 31</u>	
		<u>2017</u>	<u>2016</u>
<b>Profit/(loss) for the year</b>		<b>(271,218)</b>	<b>(19,138)</b>
<b>Other comprehensive income</b>			
<i>Items that will not be reclassified to profit or loss</i>			
Other comprehensive income not to be reclassified to profit or loss		-	(387)
Income tax relating to items that will not be reclassified		-	-
<i>Items that may be reclassified to profit or loss</i>			
Changes in the fair value available-for-sale financial assets		(381)	1,765
Cash flow hedges		6,668	(510)
Currency translation differences		(9,932)	4,357
Income tax relating to items that may be reclassified to profit or loss	<b>24</b>	<u>(5,982)</u>	<u>(962)</u>
<b>Other comprehensive income for the year, net of tax</b>		<b><u>(9,627)</u></b>	<b><u>4,263</u></b>
<b>Total comprehensive income for the year</b>		<b><u>(280,845)</u></b>	<b><u>(14,875)</u></b>
<b>Attributable to:</b>			
- Shareholders of the company		(264,679)	(14,430)
- Non-controlling interests		<u>(16,166)</u>	<u>(445)</u>
		<b><u>(280,845)</u></b>	<b><u>(14,875)</u></b>
<b>Total comprehensive income for the year attributable to shareholders of the company from</b>			
• Continuing operations		(264,679)	(14,430)

**The accompanying notes 1 to 41 are an integral part of these consolidated financial statements.**



**DURO FELGUERA, S.A. AND SUBSIDIARIES**

**CONSOLIDATED STATEMENT OF CHANGES IN EQUITY FOR THE YEARS ENDED 31 DECEMBER 2017 AND 2016**  
(€ thousand)

Note	Equity attributable to owners of the parent						Non-controlling interests	Total equity
	Capital	Share premium	Legal reserve, other reserves and retained earnings (1)	Treasury shares	Profit/(loss) attributed to the parent	Valuation adjustments and translation differences		
<b>Balance at 1 January 2016</b>	<b>80,000</b>	-	<b>231,902</b>	<b>(87,719)</b>	<b>(68,889)</b>	<b>(20,210)</b>	<b>5,011</b>	<b>140,095</b>
Profit for the year	-	-	-	-	(18,197)	-	(941)	(19,138)
Other comprehensive income	-	-	-	-	-	3,767	496	4,263
<b>Total comprehensive income</b>	-	-	-	-	<b>(18,197)</b>	<b>3,767</b>	<b>(445)</b>	<b>(14,875)</b>
Distribution of dividends	-	-	-	-	-	-	(6)	(6)
Other transactions with equity holders or owners	-	-	(1,148)	-	-	-	-	(1,148)
Transfers between equity items	-	-	(68,889)	-	68,889	-	-	-
Other changes	-	-	(2,006)	-	-	-	(889)	(2,895)
<b>Balance at 31 December 2016</b>	<b>80,000</b>	-	<b>159,859</b>	<b>(87,719)</b>	<b>(18,197)</b>	<b>(16,443)</b>	<b>3,671</b>	<b>121,171</b>
<b>Balance at 1 January 2017</b>	<b>80,000</b>	-	<b>159,859</b>	<b>(87,719)</b>	<b>(18,197)</b>	<b>(16,443)</b>	<b>3,671</b>	<b>121,171</b>
Profit for the year	-	-	-	-	(254,496)	-	(16,722)	(271,218)
Other comprehensive income	-	-	-	-	-	(10,183)	556	(9,627)
<b>Total comprehensive income</b>	-	-	-	-	<b>(254,496)</b>	<b>(10,183)</b>	<b>(16,166)</b>	<b>(280,845)</b>
Distribution of dividends	-	-	-	-	-	-	(1,072)	(1,072)
Other transactions with equity holders or owners	-	-	-	-	-	-	-	-
Transfers between equity items	-	-	(18,197)	-	18,197	-	-	-
Other changes	-	-	(3,860)	-	-	-	(240)	(4,100)
<b>Balance at 31 December 2017</b>	<b>80,000</b>	-	<b>137,802</b>	<b>(87,719)</b>	<b>(254,496)</b>	<b>(26,626)</b>	<b>(13,807)</b>	<b>(164,846)</b>

(1) For the purposes of this statement, "Reserves" includes the following equity items on the consolidated balance sheet: Reserves and interim dividend

**The accompanying notes 1 to 41 are an integral part of these consolidated financial statements.**



**DURO FELGUERA, S.A. AND SUBSIDIARIES**

**CONSOLIDATED STATEMENT OF CASH FLOWS FOR THE YEARS ENDED 31 DECEMBER 2017  
AND 2016**

(€ thousand)

	Note	Year ended December 31	
		2017	2016
<b>Cash flows from operating activities</b>			
Cash generated from operations	35	(27,203)	(107,746)
Interest paid	31	(10,262)	(20,134)
Income tax paid		-	(1,843)
<b>Net cash generated from/(used in) operating activities</b>		<b>(37,465)</b>	<b>(129,723)</b>
<b>Cash flows from investing activities</b>			
Purchases of property, plant and equipment and investment properties	7-8	(1,971)	(10,962)
Proceeds from sale of property, plant and equipment and investment properties		604	87
Purchases of intangible assets	9	(585)	(7,606)
Other movements in investing activities		(6,815)	(1,057)
Interest received	31	1,680	2,424
<b>Net cash generated from/(used in) investing activities</b>		<b>(7,087)</b>	<b>(17,114)</b>
<b>Cash flows from financing activities</b>			
Proceeds from borrowings		32,533	125,068
Repayments of borrowings		(41,132)	(93,055)
Dividends paid to shareholders of the company	34	-	-
Other payments to shareholders of the company		-	(1,148)
Dividends paid to minority interests (non-controlling interests)	20	(1,072)	(6)
Other proceeds from/(payments for) financing activities		2,443	-
<b>Net cash generated from/(used in) financing activities</b>		<b>(7,228)</b>	<b>30,859</b>
<b>Net (decrease)/increase in cash and cash equivalents</b>		<b>(51,780)</b>	<b>(115,978)</b>
<b>Cash and bank overdrafts at the beginning of the year</b>		<b>152,397</b>	<b>268,566</b>
<b>Profit/(loss) on exchange differences in cash and cash equivalents</b>		<b>(10,038)</b>	<b>(191)</b>
<b>Cash and cash equivalents at the end of the year</b>	15	<b>90,579</b>	<b>152,397</b>

The accompanying notes 1 to 41 are an integral part of these consolidated financial statements.





## DURO FELGUERA, S.A. AND SUBSIDIARIES

### NOTES TO THE 2017 CONSOLIDATED FINANCIAL STATEMENTS (€ thousand)

#### 1. General information

Duro Felguera, S.A. (the “parent company”) was incorporated on 22 April 1900 for an indefinite period as a public limited company (*sociedad anónima*) under the name Sociedad Metalúrgica Duro Felguera, S.A. It changed its name on 25 June 1991 to Grupo Duro Felguera, S.A. and then again on 26 April 2001 to its current name. The parent company’s registered office and headquarters are located in Parque Científico Tecnológico, calle Ada Byron 90, Gijón.

Originally designed as an industrial conglomerate that owned and operated various mines, iron and steel plants, docks and power stations, it subsequently underwent an initial transformation, disposing of its facilities, abandoning most of these activities, and shifting its focus towards the construction, manufacture and assembly of capital goods.

Over the last decade it has geared its business towards a variety of activities, the most important of which is the execution, on behalf of customers, of major turnkey industrial projects around the world. Duro Felguera also provides specialised engineering, assembly and heavy industrial machinery and equipment maintenance services. Finally, it has manufacturing facilities for large-scale equipment, although the weight of this business has declined in recent years.

For the preparation of the consolidated financial statements, a group is understood to exist, since the parent company controls several subsidiaries. The principles applied in the preparation of the Group’s consolidated financial statements are detailed in Note 2.2.

All of Duro Felguera S.A.’s shares are admitted for listing on the Madrid, Barcelona and Bilbao Stock Exchanges, and on the continuous market.



## DURO FELGUERA, S.A. AND SUBSIDIARIES

### NOTES TO THE 2017 CONSOLIDATED FINANCIAL STATEMENTS (€ thousand)

The following table presents information on subsidiaries, associates and jointly-controlled entities:

Company	% ownership interest	Location	Activity
<b>Fully-consolidated:</b>			
DF Mompresa, S.A.U.	100%	Gijón	Assembly and maintenance of turbines Study, marketing and provision of all kinds of services and supplies, maintenance, and operation of industrial plants, machinery and equipment for industrial plants. Commissioning of facilities.
DF Operaciones y Montajes, S.A.U.	100%	Gijón	Pressure vessels and heavy boiler-making
Duro Felguera Calderería Pesada, S.A.U.	100%	Gijón	Manufacture and assembly of railway equipment
Duro Felguera Rail, S.A. U.	100%	Mieres	Manufacture of shoring material
DF Técnicas de Entibación, S.A.U.	100%	Llanera	Manufacture of shoring material
Felguera I.H.I., S.A.	60%	Madrid	Fuel and gas storage equipment
Felguera Tecnologías de la Información, S.A. (2)	60%	Llanera	Development of business management software.
Duro Felguera Investment, S.A U.	100%	Gijón	Investment in trading, industrial and service companies, agency and mediation services in diverse types of contract, and securities management and administration.
Eólica del Principado, S.A. (2)	60%	Oviedo	Promotion, development, management, operation and maintenance of alternative energy facilities.
DF Ingeniería Técnica de Proyectos y Sistemas, S.A.U. in liquidation (2)	100%	Gijón	Provision of engineering services
Duro Felguera Oil&Gas, S.A.U.	100%	Madrid	Creation, design, calculation, basic engineering, detailed engineering, management, planning, computerisation, coordination, monitoring and control of projects in the oil, gas and petrochemical industry.
Núcleo de Comunicaciones y Control, S.L.U.	100%	Madrid	Design, development, manufacture, integration, marketing, representation, installation and maintenance of air-conditioning and mechanical electrical and electronic systems, equipment and sub-assemblies, and the implementation of engineering projects, including necessary civil engineering work.
Núcleo Seguridad S.A.U. (2)	100%	Madrid	Electrical installations in general. Telegraphy, telephony, wireless telephony and television network installations.
Epicom, S.A.	100%	Madrid	Research, development, manufacture, marketing, technical assistance, study and consulting in relation to equipment, electronic systems and software
Operación y Mantenimiento Solar Power, S.L. (2)	60%	Madrid	Provision of operation and maintenance services for solar thermal power plants.
Equipamientos Construcciones y Montajes, S.A. de C.V. (2)	100%	Mexico	Construction and assembly of industrial projects
Proyectos e Ingeniería Pycor S.A. de C.V. (2)	100%	Mexico	Construction and assembly of industrial projects
Felguera Diavaz Proyectos México S.A. de C.V. (2)	50%	Mexico	All kinds of activities related to power generation through the full or partial use of wind and cogeneration energy sources.
Núcleo Sistemas Inteligentes México, S.A. de C.V. (2)	100%	Mexico	Engineering, installation and start-up of remote control systems and data output.
Turbogeneradores del Perú, S.A.C.	100%	Peru	Installation of electromechanical equipment for electricity plants.
Duro Felguera Argentina, S.A.	100%	Argentina	Construction, maintenance and supply of equipment for power stations.
Opemasa Andina, Ltda. (2)	100%	Chile	Construction, maintenance and supply of equipment for power stations.
Núcleo Chile, S.A. (2)	98.6%	Chile	Engineering, installation and start-up of remote control systems and data output.
Turbogeneradores de Venezuela C.A.	100%	Venezuela	Engineering, supplies and civil works for energy projects.
Mopre Montajes de Precisión de Venezuela, S.A.	100%	Venezuela	Assembly of turbo-generators and auxiliary equipment in power stations.
Duro Felguera Do Brasil Desenvolvimento de Projetos Ltda. (2)	100%	Brazil	Commercial project development
Felguera Grúas India Private Limited.	100%	India	Port terminals.
Núcleo India Pvt. Ltd.(2)	100%	India	Engineering, installation and start-up of remote control systems and data output.
Duro Felguera Industrial Projects Consulting Co., Ltd. (2)	100%	China	Industrial engineering project consulting.
PT Duro Felguera Indonesia	95%	Indonesia	Engineering, supply and construction projects for the mining, energy and industrial sectors.
Núcleo Maroc, SARL (2)	99%	Morocco	Engineering, installation and start-up of remote control systems and data output.
Duro Felguera Australia Pty Ltd.	100%	Australia	Capital goods engineering



## DURO FELGUERA, S.A. AND SUBSIDIARIES

### NOTES TO THE 2017 CONSOLIDATED FINANCIAL STATEMENTS (€ thousand)

Company	% ownership interest	Location	Activity
Duro Felguera Panamá, S.A.(2)	100%	Panama	Engineering, supplies and civil works for energy projects. Design, development, manufacture, integration, marketing, representation, installation and maintenance of air-conditioning and mechanical electrical and electronic systems, equipment and sub-assemblies, and the implementation of engineering projects, including necessary civil engineering work.
Felguera IHI Panamá, S.A. (2)	100%	Panama	
DF USA, LLC (2)	100%	United States	Commercial project development
Dunor Energía, S.A.P.I. de C.V.(1)	50%	Mexico	Construction of 313 CC Empalme II combined cycle plant in the state of Sonora (Mexico) under a tender from the Federal Electricity Commission (CFE).
Duro Felguera Saudí LLC (2)	100%	Saudi Arabia	Construction of electricity generation buildings and plants.
Duro Felguera Gulf Contracting LLC (2)	100%	Dubai	Construction of electricity generation plants.
Felguera IHI Canada INC (2) (3)	100%	Canada	Engineering and construction services
DF Canada Ltd (2)	100%	Canada	Engineering and construction services

Company	% ownership interest	Location	Activity
<b>Equity-accounted:</b>			
Sociedad de Servicios Energéticos Iberoamericanos, S.A. (2)	25%	Colombia	Assembly and maintenance of electricity generation plants
Zoreda Internacional, S.A. (2)	40%	Gijón	Environmental projects
MDF Tecnogas, S.L. (2)	50%	Madrid	Research, manufacture and marketing of all types of fuels and products from biomass and waste, and electricity generation under the Special Regime.

(1) Audited by a firm other than the parent company's auditors.

(2) Not audited.

(3) Investment held directly through Felguera IHI, S.A.





## DURO FELGUERA, S.A. AND SUBSIDIARIES

### NOTES TO THE 2017 CONSOLIDATED FINANCIAL STATEMENTS (€ thousand)

Company	% ownership interest	Location	Activity
<b>Joint operations:</b>			
UTE Termocentro	100%	Gijón	Design, supply, construction and commissioning of Termocentro CCTP.
UTE Telfers	100%	Gijón	Development of a project in Panama.
UTE DFOM-Mompresa	100%	Gijón	Development of a project in Colombia.
UTE FMM – MCAV Monfalcone	51%	Langreo	Supply, prefabrication and assembly of rubberised metallic tubes for the Monfalcone TP desulphurisation project.
UTE DF – TR Barranco II	50%	Gijón	Turnkey supply of the Barranco II combined cycle plant.
UTE CTCC Puentes	50%	Gijón	Turnkey supply of the Puentes combined cycle plant.
UTE CTCC Barcelona	50%	Madrid	Construction of the Barcelona Port combined cycle.
UTE CT Besós V	50%	Madrid	Civil works for combined cycle plant.
UTE Andasol III	40%	Madrid	Turnkey supply of solar thermal plant.
UTE Duro Felguera Argentina, S.A. – Fainser, S.A.	90%	Argentina	Engineering, equipment and materials supply, electromechanical assembly, civil engineering work and commissioning of the Vuelta de Obligado power plant.
UTE Abbey Etna	48.58%	Langreo	Design, supply and installation of tubing with advanced rapid change system at the Rothrist plant.
UTE As Pontes	65%	Langreo	Transformation, review and upgrades at Puentes de García Rodríguez TP.
UTE Somorrostro	33.33%	Langreo	Mechanical assembly and paintwork for ADI-100 project at the Petronor- Muskiz refinery (Vizcaya).
UTE Hornos Cartagena	33.33%	Langreo	Mechanical assembly of cocker and vacuum furnaces and other sundry assembly work on the C10 Repsol Cartagena refinery enlargement project.
UTE ATEFERM	33.33%	Langreo	Supply and assembly of thermal insulation at the Sagunto regasification plant.
UTE FERESA-KAEFER-IMASA (UTE PETRONOR)	33.33%	Oviedo	Insulation work on COCKER block for the ADI-100 project at the Petronor refinery (Muskiz-Bilbao).
UTE Suministros Ferroviarios 2006	25%	Amurrio	Railway material manufacture
UTE Programa 2010	25%	Amurrio	Railway material manufacture
UTE Suministros aparatos de vía 2010-2012	25%	Amurrio	Railway material manufacture
UTE Fabrides Cuadruplicación	25%	Llanera	Supply and transport of track equipment for quadrupling the track at the exit from Madrid and the Seville branch connecting the Madrid-Levante high speed railway with the Madrid-Seville high speed railway. Contract 3.11 / 20505.1091.
UTE Fabrides Olmedo-Zamora-Pedralba Fase I	25%	Llanera	Execution of contract 3.12/20505.0007 for the supply and transport of railway switches for the Olmedo-Zamora-Pedralba stretch of the North Northwest High Speed Phase I corridor.
UTE FB 301/2	38.42%	Madrid	Construction and delivery of two liquefied gas storage tanks to the Enagas plant in El Musel.
UTE FTI-Vitruvio-Sist. Avanz. De la Tec.-Intermark	11.78%	Gijón	IT services related to the development of technological assets, management systems and electronic services for the Principality of Asturias. Lote 1 Core Framework y EUG.
UTE CGSI Asturias Lote 3	7.50%	Alcobendas	IT services related to a Computer Services Management Centre for the Asturias regional government, its agencies, companies and public bodies (Lot 3) - Security.
UTE CGSI Asturias Lote 4	10%	Alcobendas	IT services related to a Computer Services Management Centre for the Asturias regional government, its agencies, companies and public bodies (Lot 4) - Software Management.
Consortio el Sitio (TGV-Y&V Ingeniería)	70%	Venezuela	Engineering, local supplies and construction of the Termocentro thermal power plant.
UTE Ineco-Page-Defex Inepade	48.95%	Madrid	Air traffic control systems.
UTE Núcleo Tecosa II	50%	Madrid	Radio equipment supply for ecaos.
UTE Page Ibérica Sampol Málaga	50%	Madrid	Redesign of the visual aid command system for the Malaga airport.
UTE Hidrosur	33.34%	Madrid	Upgrade and maintenance of the Hidrosur network.
UTE Núcleo Ingenia Málaga	80%	Madrid	Supply of passenger information system for new environment of Malaga airport.
UTE Núcleo Avanzit	50%	Madrid	Radio links for N.A. centres.
UTE Núcleo-Ingenia Alicante	80%	Madrid	Start-up of the Alicante passenger information system.
UTE Núcleo Ingenia Fuerteventura	80%	Madrid	Start-up of the Fuerteventura passenger information system.



## DURO FELGUERA, S.A. AND SUBSIDIARIES

### NOTES TO THE 2017 CONSOLIDATED FINANCIAL STATEMENTS (€ thousand)

Company	% ownership interest	Location	Activity
UTE DF Operaciones y Montajes, S.A. – Masa Operaciones Internacionales, S.L.	90%	Gijón	Execution of the "PTV-01 Contract Rehabilitation of steam turbine units Endesa Costanera" including all supplies and services required to achieve the objective and, especially, overall management and coordination of the project.
UTE Duro Felguera Argentina, S.A. – Masa Argentina, S.A.	51%	Argentina	Execution of "PTV-01 Contract Rehabilitation of steam turbine units Endesa Costanera"
UTE Fabrides Desvíos Mixtos Corredor del Mediterráneo	25%	Llanera - Asturias	Performance of execution work for contract 6.13/28510.0072 involving the supply of equipment for mixed gauge track for implementation of standard width track in the Mediterranean Corridor.
UTE Fabrides Venta de Baños Burgos AV FI	25%	Llanera - Asturias	Execution of contract 3.13/20505.0076 for the supply and transport of turnouts for Venta de Baños-Burgos stretch of North Northeast High Speed corridor (phase I).
UTE Fabrides Valladolid Palencia Leon AV FI	25%	Llanera - Asturias	Execution of contract 3.13/20505.0047 for the supply and transport of turnouts for Venta de Venta de Valladolid-Palencia-León stretch of high-speed network (phase I).
UTE New Chilca	100%	Gijón	Execution of the construction work on the New Chilca combined cycle thermal plant.
UTE Fabrides Monforte del CID Murcia FASE I	25%	Llanera - Asturias	Execution of contract 3.14/20810.0080 for the supply and transport of railway switches for the Monforte del Cid-Murcia stretch and Encima del Acceso junction for the Valencia high-speed railway . Madrid-Castila la Mancha-Comunidad Valenciana-Región de Murcia. Phase I.
UTE Fabrides Antequera-Granada FASE I	25%	Llanera - Asturias	Execution of contract 3.14/20810.0064 for the supply and transport of railway switches for Antequera-Granada stretch of high-speed network (phase I).
UTE Fabrides Haramain	25%	Llanera - Asturias	Railway work and supplies for Meca-Medina high-speed line in Saudi Arabia
UTE Groupement GE DF NUCLEO COBRA (Libreville)	50%	Madrid	Rehabilitation of signalling and electrical production and distribution system at Libreville Airport in Gabon
UTE DF-ELECNOR EMPALME II	50%	Madrid	Performance of foreign supplies and provision of offshore engineering services for the Empalme II combined cycle plant, as well as enlargement works and complementary and accessory services
GRUPEMENT NUCLEO MCE-SAVINCI	80%	Mauritania	Supply and installation of air navigation and meteorological equipment for the airport platform
UTE DFOM NUCLEO KENIA I	100%	Gijón	Energy access scale up programme project
UTE F.D.B. ZEEBRUGGE	71.98%	Madrid	Execution of work in the EPC engineering project, purchase, supply, construction and commissioning of the enlargement (5th tank) of the LNG terminal in Zeebrugge
UTE DF SUMINISTROS FERROVIARIOS	100%	Mieres - Asturias	Execution of supply work and transport of crossing to carry out investment requirements of contract 6.16/28510.0046, and complementary or ancillary work.
UTE CELT EL PRAT	40%	Madrid	Execution of the "Nuevas cabinas CELT .- Aeropuerto de Barcelona El Prat" project.

The Group's consolidated financial statements for 2016 were approved at the Annual General Meeting held on 22 June 2017.

The consolidated financial statements for 2017 were prepared by the Board of Directors on 13 March 2018 and will be submitted for approval by the Annual General Meeting. It is expected that they will be approved without modification.



## DURO FELGUERA, S.A. AND SUBSIDIARIES

### NOTES TO THE 2017 CONSOLIDATED FINANCIAL STATEMENTS (€ thousand)

#### 2. Summary of significant accounting policies

The main accounting policies applied in the preparation of these consolidated financial statements are set out below. These policies have been consistently applied to all the years presented, unless stated otherwise.

##### 2.1. Basis of presentation

The consolidated financial statements for the year ended 31 December 2017 have been prepared in accordance with the International Financial Reporting Standards (IFRS) as adopted by the European Union (EU-IFRS), the interpretations issued by the IFRS Interpretation Committee (IFRIC) and mercantile law applicable to companies reporting under EU-IFRS.

The consolidated financial statements have been prepared under the historical cost convention, as modified by the revaluation of land and buildings, available-for-sale financial assets, and financial assets and liabilities (including derivative instruments) at fair value through profit or loss.

The preparation of consolidated financial statements in conformity with IFRS requires the use of certain critical accounting estimates. It also requires management to exercise its judgement in the process of applying the Group's accounting principles. The areas involving a higher degree of judgement or complexity, or areas where assumptions and estimates are significant to the consolidated financial statements, are disclosed in Note 4.

All amounts in the consolidated financial statements are in thousands of euros (€), rounded to thousands, unless stated otherwise.

##### Going concern assumption

In 2017, the parent company reported a loss of €227,522 thousand (2016: €23,006 thousand), leaving it with negative equity at 31 December 2017 of €181,148 thousand. The Group had negative working capital, losses and negative equity of €207,141 thousand, €271,218 thousand and €164,846 thousand, respectively. Losses arose mainly as a result of the impairment of a receivable in Venezuela caused by the country's economic downturn and financial problems, and the increased provision for the Roy Hill project based on the current outlook for litigation and impairment of deferred tax assets. Exceptional losses left the parent company with negative equity, placing it in one of the situations provided in article 363 of the Corporate Enterprises Act (Ley de Sociedades de Capital), which could be resolved by completing the process described below.

At 31 December 2017, the Group's liquidity risk (Note 3.1.c) had increased, mostly because of: the failure to secure financing from the main financial institutions in the bank pool over the course of 2017 and the restriction on existing credit lines; the need to pledge cash or provide security deposits to guarantee fulfilment of projects due to the inability to provide guarantees; and cash burn caused by cost overruns on the Vuelta de Obligado, Fluxys and Recope projects, and the costs of ongoing litigation over the Roy Hill project.

At the date of authorisation for issue of the accompanying consolidated financial statements, the parent company is arranging a debt restructuring with the main financial institutions. The negotiations envisage maintaining sustainable debt of around €85 million and the conversion of another tranche into convertible shares and/or options.





## DURO FELGUERA, S.A. AND SUBSIDIARIES

### NOTES TO THE 2017 CONSOLIDATED FINANCIAL STATEMENTS (€ thousand)

The parties are also negotiating access to a new, additional line of funding of €25 million and bank guarantees for new projects for up to €100 million. Talks with the banks are proceeding well and to schedule, although a potential agreement is contingent on the Company carrying out a capital increase. Accordingly, the Company has engaged a securities agency to evaluate interest and find prospective investors in a capital increase of up to €125 million. The current outlook is for a positive outcome regarding the capital increase. Both measures will enable the Company to restore and even strengthen its equity structure, addressing the cause for dissolution and providing the necessary financial soundness to continue its normal course of business, as outlined in the current business plan. To illustrate the support of the financial institutions, on 16 January 2018, a new extension of the standstill agreement was signed, with maximum maturity of 15 April 2018 (Note 41), in addition to the extension, until that date, of Núcleo's syndicated financing.

Rothschild has also been engaged to conduct a search for equity investors. So far, it has signed confidentiality agreements with a limited number of potential Spanish and foreign investors, providing them with an investment memorandum summarising the Company's core businesses and financial highlights. Potential investors are currently analysing the information and to date no negotiations on specific investment terms have been initiated.

Moreover, to strengthen its short-term liquidity position, the parent company is undertaking, together with its advisors, alternative measures, including disposals of non-core assets, such as the office building in Madrid, and certain properties in Gijón and Oviedo. As part of these disposals, on 27 February 2018, the Via de los Poblados and the Las Rozas buildings were sold, reducing borrowings by €21 million and leaving cash of €7 million.

In addition, an analysis has been performed of overheads, personnel expenses and synergies across departments to optimise resources, and the disposals are expected to be carried out once the terms of the refinancing regarding amounts and repayments periods are agreed. The intention is to implement the measures within the next two years.

The directors of the parent company have prepared the accompanying consolidated financial statements on a going concern basis in accordance with the favourable outlook for the conclusions of the negotiation process with the financial institutions and the success of the capital increase. Until the process is clear, there are reasonable doubts regarding the Company's ability to continue its operations.

#### Changes in accounting policies and disclosures

- a) Mandatory standards, amendments and interpretations applicable to annual periods beginning on or after 1 January 2017.

The accounting policies used in the preparation of the accompanying consolidated financial statements are the same as those used in the consolidated financial statements for the year ended 31 December 2016, except for the amendments to IAS 7 *Statement of Cash Flows: Disclosure Initiative*, which require entities to provide disclosure of changes in their liabilities arising from financing activities, including both changes arising from cash flows and non-cash changes (such as foreign exchange gains or losses). The Group's financing activities are fully denominated in euros, so there are no foreign exchange gains or losses.



## DURO FELGUERA, S.A. AND SUBSIDIARIES

### NOTES TO THE 2017 CONSOLIDATED FINANCIAL STATEMENTS (€ thousand)

On initial application of the amendments, entities are not required to provide comparative information for preceding periods, so the Group has not provided comparative information for 2016. Analysis of the accounting standards and interpretations effective from 1 January 2017 did not uncover any significant impact that should be disclosed in these notes.

- b) Standards, interpretations and amendments to standards issued that have not become effective and have not been adopted early by the Group

The Group intends to adopt the standards, interpretations and amendments issued by the IASB that are not mandatory in the European Union at the date of authorisation for issue of the accompanying consolidated financial statements when they become effective, if applicable to it. Although the Group is currently assessing their impact, based on the analysis performed to date, the Group estimates that their initial application will not have a significant impact on the consolidated financial statements, except for the following the standards, interpretations and amendments to standards issued

*IFRS 9 Financial Instruments:* In July 2014, the IASB issued the final version of IFRS 9 *Financial Instruments*, which replaces IAS 39 *Financial Instruments: Recognition and Measurement* and all previous versions of IFRS 9. IFRS 9 brings together all three aspects of the accounting for financial instruments project: classification and measurement, impairment and hedge accounting. IFRS 9 is effective for annual periods beginning on or after 1 January 2018, with early application permitted. Except for hedge accounting, retrospective application is required, but providing comparative information is not compulsory. For hedge accounting, the requirements are generally applied prospectively, with some limited exceptions.

The Group plans to adopt the new standard on the required effective date and will not restate comparative information. During 2017, the Group performed a detailed impact assessment of all three aspects of IFRS 9. This assessment is based on currently available information and may be subject to changes arising from information made available in the future when the Group adopts IFRS 9. Overall, the Group expects no significant impact on its balance sheet and equity except for the effect of applying the impairment requirements of IFRS 9. The Group does not expect an increase in impairment losses as explained below. The Group will reclassify certain financial instruments.

#### (a) Classification and measurement

The Group does not expect a significant impact on its balance sheet or net equity on applying the classification and measurement requirements of IFRS 9. It expects to continue measuring at fair value all financial assets currently held at fair value. The Group's quoted equity shares currently held as available-for-sale financial assets with gains or losses recorded in other comprehensive income (OCI), will, instead, be measured at fair value through profit or loss. Debt securities are expected to be measured at fair value through OCI under IFRS 9 as the Group expects not only to hold the assets to collect contractual cash flows, but also to sell a significant amount on a relatively frequent basis.

The equity shares in non-listed companies are intended to be held for the foreseeable future. The Group will apply the option to present fair value changes in OCI, and, therefore, believes the application of IFRS 9 would not have a significant impact.



## DURO FELGUERA, S.A. AND SUBSIDIARIES

### NOTES TO THE 2017 CONSOLIDATED FINANCIAL STATEMENTS (€ thousand)

Loans as well as trade receivables are held to collect contractual cash flows and are expected to give rise to cash flows representing solely payments of principal and interest. The Group analysed the contractual cash flow characteristics of those instruments and concluded that they meet the criteria for amortised cost measurement under IFRS 9. Therefore, reclassification for these instruments is not required.

#### (b) Impairment

IFRS 9 requires the Group to record expected credit losses on all of its debt securities, loans and trade receivables, either on a 12-month or lifetime basis. The Group will apply the simplified approach and record lifetime expected losses on all trade receivables. The expected increase in the loss allowance for the Group will be limited, considering the impairment recognised in 2017 on the accounts in Venezuela and the because most of its receivables are with highly solvent customers. Accordingly, the initial impact of adopting IFRS 9 on the consolidated financial statements is expected to be between approximately €2 million and €4 million.

#### (c) Hedge accounting

The Group determined that all existing hedge relationships that are currently designated in effective hedging relationships will continue to qualify for hedge accounting under IFRS 9. The Group has chosen not to retrospectively apply IFRS 9 on transition to the hedges where the Group excluded the forward points from the hedge designation under IAS 39. As IFRS 9 does not change the general principles of how an entity accounts for effective hedges, the Group does not expect application of the hedging requirements of IFRS 9 to have a significant impact.

#### (d) Debt restructuring

The Group has not restructured debt before. So, the impacts arising from applying IFRS 9 will not have any effect on Duro Felguera until the debt restructuring being negotiated by the Company is resolved. As negotiations are still under way at the reporting date, the impacts cannot be estimated.

*IFRS 15 Revenue from Contracts with Customers.* IFRS 15, issued in May 2014 and amended in April 2016, establishes a five-step model to account for revenue arising from contracts with customers. Under IFRS 15, revenue is recognised at an amount that reflects the consideration to which an entity expects to be entitled in exchange for transferring goods or services to a customer.

The new revenue standard will supersede all previous revenue recognition requirements. Either a full retrospective application or a modified retrospective application is required for annual periods beginning on or after 1 January 2018. The Group plans to adopt the new standard on the required effective date using the full retrospective method. During 2016, the Group performed a preliminary assessment of IFRS 15, which was completed in 2017. With the last detailed calculation pending, it estimated that this will not have a significant impact on its financial statements.

The Group's core business is the execution, on behalf of customers, of major turnkey industrial projects around the world. Duro Felguera also provides specialised engineering, assembly and heavy industrial machinery and equipment maintenance services.

Turnkey contracts entail execution of major works, including plant design, the purchase of assets for subsequent installation at the customer's location and start-up. These contracts are considered to be a single performance obligation, as contract modifications affect all components.



## DURO FELGUERA, S.A. AND SUBSIDIARIES

### NOTES TO THE 2017 CONSOLIDATED FINANCIAL STATEMENTS (€ thousand)

#### (a) Sale of goods

For contracts with customers in which the sale of equipment is generally expected to be the only performance obligation, adoption of IFRS 15 is not expected to have any impact on the Group's profit or loss. The Group recognises revenue when the risks and rewards of ownership of the asset are transferred, which is the point in time when control of the asset is transferred to the customer, generally on delivery of the goods. In any event, this activity is residual for the Duro Felguera Group.

#### (b) Rendering of services

Services provided by the Group include design, supply of materials, installation and start-up of major turnkey industrial projects. These services include the supply of equipment that Duro Felguera acquires as capital, or occasionally the customer acquires the equipment and Duro Felguera designs the project, installs the equipment and commissions the industrial project. Irrespective of whether the equipment is acquired by the customers or by Duro Felguera, revenue recognition is the same.

Currently, the Group accounts for these services as a single service. In its assessment of IFRS 15, the Group concluded that these services constitute a single performance obligations, since design, as well as installation, start-up and, where agreed with the customer, the supply of materials and equipment acquired from third parties, are inter-related and all complement or in some cases modify each other.

The Group recognises service revenue by reference to the stage of completion. Under IFRS 15, measurement will be based on the proportion that expected costs incurred bear to estimated total costs (input method). As a result, considering that the method applied by the Group currently is similar, no change is expected to arise from the recognition made under the previous standard.

Specifically, for supplies of materials acquired from third parties (stockpiles) whose cost may account for a large proportion of total expected costs, to prevent any distortion in the margin from considering these costs, the Group uses technical accounting that measures the stage of completion in expected labour hours, and financial accounting that measures the costs incurred relative to expected costs, checking at each reporting date that there are no significant differences between the two measurements.

Considering the complexity of the projects and control of costs incurred as a proportion of expected costs, at each reporting date the Group reassesses its forecasts of pending costs and compares costs incurred with initially expected costs so the measurement of the stage of completion is updated with actual costs incurred. Changes from original estimates are adjusted when known, the same as contract modifications that do not include new goods or services, with is consistent with the approach used until now.

The Group concluded that the services are satisfied over time given that the customer simultaneously receives and consumes the benefits provided by the Group. Consequently, under IFRS 15 the Group would continue to recognise revenue for these service contracts over time rather than at a point of time.

In addition, in rendering services contracted for the installation of large industrial complexes, the Group assessed the following issues of IFRS 15:





## DURO FELGUERA, S.A. AND SUBSIDIARIES

### NOTES TO THE 2017 CONSOLIDATED FINANCIAL STATEMENTS (€ thousand)

#### (i) Variable consideration

Group contracts with third parties contain penalty clauses for delays in the delivery of committed projects.

These penalties are considered variable consideration and under IFRS 15 an estimate must be made of their amount for inclusion in the expected selling price. The estimate must be based on management's best judgement and historical experience.

The Group has a limited history of delays, except for circumstances not attributable to its performance, so it considers that application of IFRS 15 in this respect will not have a significant impact on its financial statements. Nevertheless, the Group will assess the risk under this standard.

In the Group's activity, there are also deviations in expected costs, which are negotiated with customers so that they are remunerated. In this respect, if revenue cannot be reliably measured (under negotiation with the customer), the Group defers revenue recognition until the uncertainty is resolved, as it has done until now.

#### (ii) Warranty obligations

The Group generally provides warranties for installations, which are standard, and does not provide extended warranties in its contracts with customers. As such, most existing warranties under IFRS 15 will continue to be accounted for under IAS 37 *Provisions, Contingent liabilities and Contingent Assets* consistent with its current practice.

#### (iii) Advances received from customers

The Group may receive short-term advances from its customers, which are presented as part of "Trade and other payables".

Under IFRS 15, the Group must determine whether there is a significant financing component in its contracts. However, the Group decided to use the practical expedient provided in IFRS 15, and will not adjust the promised amount of the consideration for the effects of a significant financing components in the contracts, where the Group expects, at contract inception, that the period between the Group transfer of a promised good or service to a customer and when the customer pays for that good or service will be one year or less. Therefore, for short-term advances, the Group will not account for a financing component even if it is significant.

In addition, based on the nature of the goods and services offered and the purpose of payment terms, the Group determined that for the majority of the contracts that require customers to pay long-term advances, the payment terms were structured primarily for reason other than the provision of finance to the Group, i.e. advances are generally required from new customers, as well as customers with a history of late payments.

#### (iv) Costs incurred to obtain or fulfil a contract

Costs related to the presentation of bids for construction contracts in Spain and abroad are expensed in the income statement when incurred, when it is not probable or certain that contract will be awarded to the Company. This is largely consistent with the current approach.



## DURO FELGUERA, S.A. AND SUBSIDIARIES

### NOTES TO THE 2017 CONSOLIDATED FINANCIAL STATEMENTS (€ thousand)

#### (d) Presentation and disclosure requirements

The presentation and disclosure requirements in IFRS 15 are more detailed than under current IFRS. The presentation requirements represent a significant change from current practice and significantly increases the volume of disclosures required in Group's financial statements. Many of the disclosure requirements in IFRS 15 are new and the Group has assessed that the impact of some of these disclosures requirements will be significant. In particular, as required by IFRS 15, the Group will disaggregate revenue recognised from contracts with customers into categories that depict how the nature, amount, timing and uncertainty of revenue and cash flows are affected by economic factors. It will also disclose information about the relationship between the disclosure of disaggregated revenue and revenue information disclosed for each reportable segment.

In 2017 the Group continued testing of appropriate systems, internal controls, policies and procedures necessary to collect and disclose the required information.

**IFRS 16 Leases:** IFRS 16 was issued in January 2016 and it replaces IAS 17 Leases, IFRIC 4 *Determining whether an Arrangement contains a Lease*, SIC-15 *Operating Leases-Incentives* and SIC-27 *Evaluating the Substance of Transactions Involving the Legal Form of a Lease*. IFRS 16 sets out the principles for the recognition, measurement, presentation and disclosure of leases and requires lessees to account for all leases under a single on-balance sheet model similar to the accounting for finance leases under IAS 17. The standard includes two recognition exemptions for lessees – leases of 'low-value' assets (e.g., personal computers) and short-term leases (i.e., leases with a lease term of 12 months or less). At the commencement date of a lease, a lessee will recognize a liability to make lease payments (i.e., the lease liability) and an asset representing the right to use the underlying asset during the lease term (i.e., the right-of-use asset). Lessees will be required to separately recognize the interest expense on the lease liability and the depreciation expense on the right-of-use asset.

Lessees will be also required to remeasure the lease liability upon the occurrence of certain events (e.g., a change in the lease term, a change in future lease payments resulting from a change in an index or rate used to determine those payments). The lessee will generally recognize the amount of the remeasurement of the lease liability as an adjustment to the right-of-use asset.

Lessor accounting under IFRS 16 is substantially unchanged from today's accounting under IAS 17. Lessors will continue to classify all leases using the same classification principle as in IAS 17 and distinguish between two types of leases: operating and finance leases.

IFRS 16 also requires lessees and lessors to make more extensive disclosures than under IAS 17.

IFRS 16 is effective for annual periods beginning on or after 1 January 2019. Early application is permitted, but not before an entity applies IFRS 15. A lessee can choose to apply the standard using either a full retrospective or a modified retrospective approach. The standard's transition provisions permit certain reliefs.



## DURO FELGUERA, S.A. AND SUBSIDIARIES

### NOTES TO THE 2017 CONSOLIDATED FINANCIAL STATEMENTS (€ thousand)

In 2018, the Group will continue to assess the potential effect of IFRS 16 on its consolidated financial statements.

**IFRIC 23 *Uncertainty over Income Tax Treatments*.** The Interpretation addresses the accounting for income taxes when tax treatments involve uncertainty that affects the application of IAS 12. The Interpretation does not apply to taxes or levies outside the scope of IAS 12, nor does it specifically include requirements relating to interest and penalties associated with uncertain tax treatments. The Interpretation specifically addresses the following:

- Whether an entity considers uncertain tax treatments separately.
- The assumptions an entity makes about the examination of tax treatments by taxation authorities.
- How an entity determines taxable profit (tax loss), tax bases, unused tax losses, unused tax credits and tax rates.
- How an entity considers changes in facts and circumstances.

An entity has to determine whether to consider each uncertain tax treatment separately or together with one or more other uncertain tax treatments. The approach that better predicts the resolution of the uncertainty should be followed. The Interpretation is effective for annual reporting periods beginning on or after 1 January 2019, but certain transition reliefs are available.

The Group will apply the Interpretation from its effective date. Since the Group operates in a complex multinational tax environment, applying the Interpretation may affect its consolidated financial statements and the required disclosures. In addition, the Group may need to establish processes and procedures to obtain information that is necessary to apply the Interpretation on a timely basis.

#### c) Annual improvements to IFRSs – 2015-2017 Cycle

The IASB has amended the following standards:

**IFRS 11 *Joint Arrangements*** – previously held interest in a joint operation. These amendments clarify that when a party that participates, but does not have control, over a joint operation obtains joint control over the operation, which is a business under IFRS 3, it does not remeasure to fair value the interest it previously held in the assets and liabilities of the joint operation. These amendments will be applied to transactions in which joint control is obtained on or after 1 January 2019. Earlier application is permitted.

**IAS 12 *Income Taxes*** - income tax consequences of payments on financial instruments classified as equity. The amendments clarify that the income tax consequences of dividends are linked more directly to the past transactions or events that generated distributable profits rather than to distributions to owners. Therefore, an entity recognises the income tax consequences of dividends in profit or loss, OCI or equity depending on how it recognises these past transactions or events. These amendments must be applied for annual reporting periods beginning on or after 1 January 2019. Earlier application is permitted. When an entity applies these amendments for the first time, it must apply them from the beginning of the earliest comparative period.



## DURO FELGUERA, S.A. AND SUBSIDIARIES

### NOTES TO THE 2017 CONSOLIDATED FINANCIAL STATEMENTS (€ thousand)

#### 2.2. Consolidation

##### a) Subsidiaries

Subsidiaries are all entities (including structured entities) over which the Group has control. The Group controls an entity when it has exposure, or rights, to variable returns from its involvement in the investee and the ability to use its power over the investee to affect the amount of these returns. Subsidiaries are consolidated from the date on which control is transferred to the Group. They are deconsolidated from the date that control ceases.

The acquisition method of accounting is used to account for business combinations by the Group. The consideration transferred for the acquisition of a subsidiary is the fair values of the assets transferred, the liabilities incurred to the former owners of the acquiree and the equity interests issued by the Group. The consideration transferred also includes the fair value of any asset or liability resulting from a contingent consideration arrangement. Acquisition-related costs are expensed as incurred. Identifiable assets acquired and liabilities and contingent liabilities assumed in a business combination are measured initially at their fair values at the acquisition date. For each business combination, the Group recognises any non-controlling interest in the acquiree either at fair value or at the non-controlling interest's proportionate share of the recognised amounts of the acquiree's identifiable net assets.

Acquisition-related costs are expensed as incurred.

If a business combination is achieved in stages, the acquisition date carrying value of the acquirer's previously held equity interest in the acquiree is remeasured to fair value at the acquisition date; any gains and losses arising from such remeasurement are recognised in profit and loss.

Any contingent consideration to be transferred by the Group is recognised at fair value at the acquisition date. Subsequent changes to the fair value of the contingent consideration that is deemed to be an asset or liability is recognised in accordance with IAS 39 either in profit or loss or as a change in other comprehensive income. Contingent consideration that is classified as equity is not re-measured, and its subsequent settlement is accounted for within equity.

Intercompany transactions, balances and unrealised gains on transactions between Group companies are eliminated. Unrealised gains and losses that arise in intragroup transactions recognised as assets are also eliminated. When necessary, amounts reported by subsidiaries have been adjusted to conform with the Group's accounting policies.

Note 1 sets out the identification data of the subsidiaries included in the scope of consolidation.

The annual financial statements used in the consolidation process are, in all cases, those for the year ended 31 December each year.





## DURO FELGUERA, S.A. AND SUBSIDIARIES

### NOTES TO THE 2017 CONSOLIDATED FINANCIAL STATEMENTS (€ thousand)

#### b) Associates

Associates are all entities over which the Group has significant influence but control or joint control. This is generally the case where the Group holds between 20% and 50% of the voting rights. Investments in associates are accounted for using the equity method. The investment is initially recognised at cost, and the carrying amount is increased or decreased to recognise the investors' share of the profit or loss of the investee after the date of acquisition. The Group's investment in associates includes goodwill (net of any accumulated impairment loss) identified on acquisition.

If the ownership interest in an associated is reduced but significant influence is retained, only a proportionate share of the amounts previously recognised in other comprehensive income is reclassified to profit or loss where appropriate.

The Group's share of post-acquisition profit or loss is recognised in the income statement, and its share of post-acquisition movements in other comprehensive income is recognised in other comprehensive income with a corresponding adjustment to the carrying amount of the investment. When the Group's share of losses is an associate equals or exceeds its investment in the associate, including any other unsecured receivables, the Group does not recognise further losses, unless it has incurred legal or constructive obligations or made payments on behalf of the associate.

The Group determines at each reporting date whether there is any objective evidence that the investment in the associate is impaired. If this is the case, the Group calculates the amount of impairment as the difference between the recoverable amount of the associate and its carrying value and recognises the amount in "Share of profit/(loss) of associates" in the income statement.

Profits and losses resulting from upstream and downstream transactions between the Group and its associates are recognised in the Group's financial statements only to the extent of unrelated investor's interests in the associates. Unrealised losses are eliminated unless the transaction provides evidence of impairment of the asset transferred. Accounting policies of associates have been changed where necessary to ensure consistency with the policies adopted by the Group.

Dilution gains and losses arising in investments in associates are recognised in the income statement.

Note 1 sets out the identification data of the associates included in the scope of consolidation.

The annual financial statements used in the consolidation process are, in all cases, those for the year ended 31 December each year.

#### c) Joint arrangements

The Group has applied IFRS 11 to all joint arrangements. Under IFRS 11, investments in joint arrangements are classified as either joint operations or joint ventures depending on the contractual rights and obligations of each investor. The Duro Felguera Group is party to several temporary joint ventures (UTEs), and based on the nature of the arrangements, it classifies them as joint operations. This assessment is based on the fact that the party of a UTE has rights to the assets and obligations for liabilities in the same proportion as its interest in the operation. A joint operator shall recognise in relation to its interest in a joint operation:



## DURO FELGUERA, S.A. AND SUBSIDIARIES

### NOTES TO THE 2017 CONSOLIDATED FINANCIAL STATEMENTS (€ thousand)

- Its assets, including its share of any assets held jointly;
- Its liabilities, including its share of any liabilities incurred jointly;
- Its revenue from the sale of its share of the output arising from the joint operation;
- Its share of the revenue from the sale of the output by the joint operation; and
- Its expenses, including its share of any expenditure incurred jointly.

The table summarising subsidiaries and associates provides the identification data for joint operations included in the scope of consolidation.

The annual financial statements used in the consolidation process are, in all cases, those for the year ended 31 December each year.

#### d) Changes in the scope of consolidation

The main movements in 2017 in the consolidation scope were as follows:

	<u>Additions</u>
<b>GROUP</b>	
	DF Canada Ltd
<b>UTEs</b>	

Additions to the scope of consolidation related to the incorporation of companies in 2017.

	<u>Disposals</u>
<b>GROUP</b>	
	Duro Felguera UK Limited Pontonas del Musel, S.A. Eolian Park Management, S.A. Secicar, S.A. Conaid Company, S.R.L. Estudios e Ingeniería Aplicada XXI, S.A.
<b>UTEs</b>	
	UTE Núcleo seguridad Satec TRC

The impact of these changes in the consolidation scope on equity and consolidated profit or loss was not significant in 2017.



## DURO FELGUERA, S.A. AND SUBSIDIARIES

### NOTES TO THE 2017 CONSOLIDATED FINANCIAL STATEMENTS (€ thousand)

The main movements in 2016 in the consolidation scope were as follows:

	<u>Additions</u>
<b>GROUP</b>	
	Felguera IHI Canadá INC
<b>UTES</b>	
	UTE CELT EL PRAT UTE DF Suministros Ferroviarios

Additions to the scope of consolidation in 2016 related to the incorporation of, or acquisition of interests, in the companies.

	<u>Disposals</u>
<b>GROUP</b>	
	Nucleo de Comunicacoes e Controle de Infraestruturas Ltda Duro Felguera Middle East General Contracting LLC Petróleos Asturianos S.L.
<b>UTES</b>	
	UTE Núcleo TECOSA II UTE FIF Tanque FB241 GNL

The impact of these changes in the consolidation scope on equity and consolidated profit or loss was not significant in 2016.

#### e) Transactions with non-controlling interests

The Group records transactions with non-controlling interests as transactions with the equity holders of the Group. In acquisitions of non-controlling interests, the difference between the consideration paid and the proportionate share of the carrying amount of the entity's net assets is recognised in equity. Gains or losses on disposals of non-controlling interests are also recognised in equity.

When the Group loses control or significant influence, it measures any retained investment at its fair value, with any increase in the carrying amount of the investment recognised in profit or loss. The fair value of the retained interest in the associate, joint venture or financial asset for subsequent recognition is its initial carrying amount. In addition, any amount previously recognised in other comprehensive income in relation to that investment is accounted for on the same basis as would have been required if the Group had directly disposed on all the related assets and liabilities. This could mean that the amounts previously recognised in other comprehensive income are reclassified to profit or loss.

If the ownership interest in an associate is reduced, but significant influence is retained, only a proportionate share of the amounts previously recognised in other comprehensive income is reclassified to profit or loss where appropriate.



## DURO FELGUERA, S.A. AND SUBSIDIARIES

### NOTES TO THE 2017 CONSOLIDATED FINANCIAL STATEMENTS (€ thousand)

#### 2.3. Current and non-current balances

Balances of assets and liabilities are considered non-current when they fall due more than 12 months after the end of the reporting period.

#### 2.4. Segment information

Operating segments are reported in a manner consistent with the internal reporting provided to the chief operating decision-maker. The chief operating decision-maker, who is responsible for allocating resources and assessing performance of the operating segments, has been identified as the Board of Directors, which makes strategic decisions (Note 5).

#### 2.5. Foreign currency translation

##### a) Functional and presentation currency

Items included in the financial statements of each of the Group's entities are measured using the currency of the economic environment in which the company operates ('the functional currency'). The consolidated financial statements are present in euros (€), which is the parent company's functional and presentation currency.

##### b) Transactions and balances

Foreign currency transactions are translated into the functional currency using the exchange rates prevailing at the date of the transactions or valuation, where items are remeasured. Foreign exchange gains and losses resulting from the settlement of such transactions and from the translation of monetary assets and liabilities denominated in foreign currencies at closing rates are recognised in profit or loss, except when deferred in equity as qualifying cash flow hedges and qualifying net investment hedges.

Foreign exchange gains and losses that relate to borrowings and cash and cash equivalents are presented in the income statement under "Finance income and costs". All other foreign exchange gains and losses are presented in "Other gains/(losses) net".

Translation differences on non-monetary financial assets and liabilities such as equities held at fair value through profit or loss are recognised in profit or loss as part of the fair value gain or loss. Translation differences on non-monetary financial assets, such as equities classified as available for sale, are included in other comprehensive income.

##### c) Group companies

The results and financial position of all Group companies that have a functional currency different from the presentation currency are translated into the presentation currency as follows:

- (i) assets and liabilities for each balance sheet shall be translated at the closing rate at the date of that balance sheet;





## DURO FELGUERA, S.A. AND SUBSIDIARIES

### NOTES TO THE 2017 CONSOLIDATED FINANCIAL STATEMENTS (€ thousand)

- (ii) income and expenses for each statement presenting profit or loss and other comprehensive income at average exchange rates, unless the average is not a reasonable approximation of the cumulative effect of the rates prevailing on the transaction dates, in which case income and expenses are translated at the rate on the dates of the transactions; and
- (iii) all resulting exchange differences are recognised in other comprehensive income.

On consolidation, exchange differences arising from the translation of any net investment in a foreign operation, and of loans and other instruments in foreign currency designated as hedges of these investments, are recognised in other comprehensive income. On the disposal or partial disposal of the foreign operation, the exchange differences recognised in equity are reclassified to profit and loss as part of the gain or loss recognised on the disposal. Translation differences at 31 December 2017 arose mainly from the subsidiaries in Argentina, Brazil and Australia, due to the depreciation of the Argentinian peso and the Brazilian real, and the appreciation of the Australian dollar.

#### d) Hyperinflationary economies (Venezuela)

The Group has wholly owned subsidiaries and branches domiciled in Venezuela whose sole purpose is to execute the local portion of global projects managed from Spain and mostly developed by other Spanish subsidiaries. Group management considers the functional currency of these subsidiaries and branches to be the euro, for the following reasons:

- The costs and selling prices of work performed by the Venezuelan subsidiaries and branches are all in Venezuelan bolivars (VEF).
- Selling prices and costs denominated in VEF represent an insignificant percentage of the total amount of overall projects. The selling price is determined jointly and the portion in VEF is calculated based on the amount needed to cover the costs to be incurred in that currency, with a minimal margin.
- Financing in Venezuela represents a residual percentage of the total selling price of projects and therefore is not significant with respect to the reporting entity.
- The currency in which revenues from operating activities are recorded is primarily the euro, because, as indicated in the previous point, the portion denominated in VEF has a reduced margin, and remaining cash denominated in Venezuelan bolivars is insignificant.
- Business activities abroad are carried out as an extension of the reporting entity. The projects are managed completely from Spain. All reviews, management and decision-making are in Spain, with the subsidiaries/branches in Venezuela acting as reporting vehicles for the Company.
- The cash flows from business activities in Venezuela are sufficient to cover projects in Venezuela, leaving a minimum margin. It is not necessary to send funds from Spain in this respect. Therefore, the cash flows of the reporting entity are not affected.

As a result of the above, no restatements are made for hyperinflationary economies in the financial statements of these Venezuelan subsidiaries and branches, as their functional currency is not one of a hyperinflationary economy.

The net exposure of ongoing projects in Venezuela to the VEF at 31 December 2017 is €1.1 million (2016: €1.1 million) (Note 4.g).



## DURO FELGUERA, S.A. AND SUBSIDIARIES

### NOTES TO THE 2017 CONSOLIDATED FINANCIAL STATEMENTS (€ thousand)

#### 2.6. Property, plant and equipment

Property, plant and equipment is stated at historical cost less depreciation. Historical cost includes expenditure that is directly attributable to the acquisition of the items. Cost may also include transfers from equity of any gains or losses on qualifying cash flow hedges of foreign currency purchases of property, plant and equipment.

Subsequent costs are included in the asset's carrying amount or recognised as a separate asset, only when it is probable that future economic benefits associated with the item will flow to the group and the cost of the item can be measured reliably. The carrying amount of the replaced part is derecognised. All other repairs and maintenance are recognised in profit or loss during the financial period in which they are incurred.

Land is not depreciated. Depreciation of other assets is calculated using the straight-line method to allocate their cost or revalued amounts to the residual value over their estimated useful lives, as follows:

	<b>Years of estimated useful life</b>
Buildings	7 to 57
Technical installations and machinery	4 to 33
Other installations, equipment and furniture	3 to 15
Other property, plant and equipment	3 to 20

The assets' residual values and useful lives are reviewed, and adjusted if appropriate, at the end of each reporting period.

An asset's carrying amount is written down immediately to its estimated recoverable amount if the asset's carrying amount is greater than its estimated recoverable amount (Note 2.9).

Gains and losses on disposals of property, plant and equipment are determined by comparing the proceeds with the carrying amount and are recognised in "Other gains/(losses) net" in the income statement.

Borrowing costs are recognised as an expense as incurred, unless they can be capitalised. The costs can be capitalised:

- When the borrowing costs are directly attributable to the acquisition, construction or production of an asset that necessarily takes a substantial period of time to get ready for its intended use.
- Whenever it is probable that they will result in future economic benefits to the company and the costs can be measured reliably.

#### 2.7. Investment properties

Investment properties consist of land or buildings owned by the company for long-term capital appreciation and are not occupied by the Group.

Properties are transferred to, or from, investment properties when there is a change in use, evidenced by:



## DURO FELGUERA, S.A. AND SUBSIDIARIES

### NOTES TO THE 2017 CONSOLIDATED FINANCIAL STATEMENTS (€ thousand)

- Commencement of owner-occupation, for a transfer from investment property to owner-occupied property;
- Commencement of development with a view to sale, for a transfer from investment property to inventories;
- End of owner-occupation, for a transfer from owner-occupied property to investment property; and
- Inception of an operating lease to another party, for a transfer from inventories to investment property.

After initial recognition, these assets are stated at acquisition cost less accumulated depreciation and any accumulated impairment losses recognised.

#### 2.8. Intangible assets

##### a) Goodwill

Goodwill arises on the acquisition of subsidiaries and represents the excess of the consideration transferred, the amount of any non-controlling interest in the acquiree and the acquisition-date fair value of the acquirer's previously held equity interest in the acquiree over the fair value of the net identifiable assets acquired. If the total of consideration transferred, the non-controlling interest recognised, and the previously held equity interest measured at fair value is less than the fair value of the net assets of the subsidiary acquired, in the case of a bargain purchase, the difference is recognised directly in the income statement.

For the purpose of impairment testing, goodwill acquired in a business combination shall, from the acquisition date, be allocated to each of the acquirer's cash-generating units, or groups of cash-generating units, that is expected to benefit from the synergies of the combination. Each unit or group of units to which the goodwill is allocated represents the lowest level within the entity at which the goodwill is monitored for internal management purposes. Goodwill is monitored at operating segment level.

Goodwill impairment reviews are undertaken annually or more frequently if events or changes in circumstances indicate a potential impairment. The carrying amount of the CGU containing the goodwill is compared to the recoverable amount, which is the higher of value in use and the fair value less costs of disposal. Any impairment loss is recognised immediately as an expense and is not subsequently reversed.

##### b) Computer software

Acquired computer software licenses are capitalised on the basis of the costs incurred to acquire and bring to use the specific software. These costs are amortised over an estimated useful life of four years.



## DURO FELGUERA, S.A. AND SUBSIDIARIES

### NOTES TO THE 2017 CONSOLIDATED FINANCIAL STATEMENTS (€ thousand)

Costs associated with maintaining computer software programmes are recognised as an expense as incurred.

Directly attributable costs that are capitalised as part of the software product include the software development employee costs and an appropriate portion of relevant overheads.

Other development expenditures that do not meet these criteria are recognised as an expense as incurred. Development costs previously recognised as an expense are not recognised as an asset in a subsequent period.

Computer software development costs recognised as assets are amortised over their estimated useful lives, which does not exceed three years.

#### c) Development costs

Development costs that are directly attributable to the design and testing of identifiable and unique software products controlled by the Group are recognised as intangible assets when the following criteria are met:

- a) it is technically feasible to complete the software product so that it will be available for use or sale;
- b) management intends to complete the intangible asset and use or sell it;
- c) the entity has the ability to use or sell the intangible asset;
- d) it can be demonstrated how the software product will generate probable future economic benefits;
- e) adequate technical, financial and other resources to complete the development and to use or sell the software product are available; and
- f) the expenditure attributable to the software product during its development can be reliably measured.

Development costs capitalised for assets with a finite useful life are amortised from the start-up of the product's commercial production on a straight-line basis over the period of expected future benefits, but in no case over more than five years.

#### 2.9. Impairment of non-financial assets

Intangible assets that have an indefinite useful life, for example goodwill, or intangible assets not ready to use are not subject to amortisation and are tested annually for impairment. Assets that are subject to depreciation or amortisation are reviewed for impairment whenever events or changes in circumstances indicate that the carrying amount may not be recoverable. An impairment loss is recognised for the amount by which the asset's carrying amount exceeds its recoverable amount. The recoverable amount of an asset is the higher of its fair value less costs of disposal and its value in use. For the purposes of assessing impairment losses, assets are grouped together at the lowest levels for which there are largely independent cash inflows (cash-generating units). Prior impairments of non-financial assets (other than goodwill) are reviewed for possible reversal at each reporting date.



## DURO FELGUERA, S.A. AND SUBSIDIARIES

### NOTES TO THE 2017 CONSOLIDATED FINANCIAL STATEMENTS (€ thousand)

#### 2.10. Non-current assets held for sale

Non-current assets (or disposal groups) are classified as assets held for sale when their carrying amounts will be recovered principally through a sale, provided the sale is highly probable. These assets are measured at the lower of their carrying amount and fair value less costs to sell.

#### 2.11. Financial assets

##### 2.11.1 Classification

The Group classifies its financial assets in the following categories: at fair value through profit or loss, loans and receivables and available for sale. The classification depends on the purpose for which the financial assets were acquired. Management determines the classification of its financial assets at initial recognition and reviews the classification at each reporting date.

Non-current assets (including assets of a disposal group) are not amortised as long as they are classified as held for sale.

Non-current assets classified as held for sale and assets of a disposal group classified as held for sale are presented separately from other assets in the balance sheet. The liabilities of a disposal group classified as held for sale are presented separately from other liabilities in the balance sheet.

##### a) Financial assets at fair value through profit or loss

Financial assets at fair value through profit or loss are financial assets held for trading. A financial asset is classified in this category if acquired principally for the purpose of selling in the near term. Derivatives are also classified as held for trading unless they are designated as hedges. Assets in this category are classified as current assets if they are expected to be realised or settled within 12 months, otherwise they are classified as non-current.

##### b) Loans and receivables

Loans and receivables are non-derivative financial assets with fixed or determinable payments that are not quoted in an active market. They are included in current assets, except for maturities greater than 12 months after the end of the reporting period that are included as non-current assets. Loans and receivables are included in "Trade and other receivables" and "Cash and cash equivalents" in the balance sheet (Notes 2.14 and 2.15).

##### c) Available-for-sale financial assets

Available-for-sale financial assets are non-derivatives that are either designated in this category or not classified in any of the other categories. They are included in non-current assets unless the investment matures or management intends to dispose of it within 12 months of the end of the reporting period.





## DURO FELGUERA, S.A. AND SUBSIDIARIES

### NOTES TO THE 2017 CONSOLIDATED FINANCIAL STATEMENTS (€ thousand)

#### 2.11.2 Recognition and measurement

Regular way purchases and sales of financial assets are recognised on the trade date; i.e. the date on which the Group commits to purchase or sell the asset. Investments are recognised initially at fair value plus transaction costs for all financial assets not measured at fair value through profit or loss.

Financial assets measured at fair value through profit or loss are recognised initially at fair value, and transaction costs are expensed in the income statement. Financial assets are derecognised when the rights to the cash flows from the investments have expired or have been transferred and the Group has transferred substantially all risks and rewards of ownership.

Amounts relating to bill discounting and factoring with recourse remain in both receivables and bank borrowings until maturity.

Available-for-sale financial assets and financial assets at fair value through profit or loss are subsequently carried at their fair value. Loans and receivables are subsequently measured at amortised costs using the effective interest method.

Gains or losses arising from changes in the fair value of the 'financial assets at fair value through profit or loss' category are presented in the income statement in "Other gains/(losses) net" in the period in which they arise. Dividend income from financial assets at fair value through profit or loss is recognised in the income statement under "Other income" when the Group's right to receive payments is established.

Changes in the fair value of monetary and non-monetary securities classified as available for sale are recognised in "Other comprehensive income".

When securities classified as available for sale are sold or impaired, the accumulated fair value adjustments recognised in equity are included in the income statement as "Gains and losses from investment securities".

The interest on available-for-sale securities calculated using the effective interest rate method is recognised in the income statement as part of finance income. Dividends on available-for-sale equity instruments are recognised in the income statement under "Other income" when the Group's right to receive payments is established.

The fair values of quoted investments are based on current purchase prices. If the market for a financial asset is not active (and for unlisted securities), the fair value is established by using valuation techniques. These include the use of recent arm's length transactions, reference to other instruments that are substantially the same, discounted cash flow analysis, and option pricing models refined to reflect the issuer's specific circumstances.



## DURO FELGUERA, S.A. AND SUBSIDIARIES

### NOTES TO THE 2017 CONSOLIDATED FINANCIAL STATEMENTS (€ thousand)

#### 2.11.3 Impairment of financial assets

The Group assesses at the end of each reporting period whether there is objective evidence that a financial asset or group of financial assets is impaired. A financial asset or a group of financial assets is impaired and impairment losses are incurred only if there is objective evidence of impairment as a result of one or more events that occurred after initial recognition of the asset (a 'loss event') and that event (or events) has an impact on the estimated future cash flows of the financial asset or group of financial assets that can be reliably estimated. In the case of equity instruments classified as available for sale, a prolonged or significant decline in the fair value of the security below its costs is also evidence that the assets are impaired.

##### a) Assets at amortised cost

For the loans and receivables category, the amount of the loss is measured as the difference between the asset's carrying amount and the present value of estimated future cash flows (excluding future credit losses that have not been incurred) discounted at the financial asset's original effective interest rate. The carrying amount of the asset is reduced and the amount of the loss is recognised in the consolidated income statement. If a loan or held-to-maturity investment has a variable interest rate, the discount rate for measuring any impairment loss is the current effective interest rate determined under the contract. As a practical expedient, the Group may measure impairment on the basis of an instrument's fair value using an observable market price.

If, in a subsequent period, the amount of the impairment loss decreases and the decrease can be related objectively to an event occurring after the impairment was recognised (such as an improvement in the debtor's credit rating), the reversal of the previously recognised impairment loss is recognised in the consolidated income statement.

Evidence of impairment may include indications that the debtors or a group of debtors is experiencing significant financial difficulty, default or delinquency in interest or principal payments, the probability that they will enter bankruptcy or other financial reorganisation, and where observable data indicate that there is a measurable decrease in the estimated future cash flows, such as changes in arrears or economic conditions that correlate with defaults.

##### b) Assets classified as held for sale

If objective evidence of impairment exists for available-for-sale financial assets, the cumulative loss – measured as the difference between the acquisition cost and the current fair value, less any impairment loss on that financial asset previously recognised in profit or loss – is removed from equity and recognised in profit or loss. Impairment losses recognised in the consolidated income statement for equity instruments are not reversed through the consolidated income statement. If, in a subsequent period, the fair value of a debt instrument classified as available for sale increases and the increase can be objectively related to an event occurring after the impairment loss was recognised in profit or loss, the impairment loss is reversed through the consolidated income statement.



## DURO FELGUERA, S.A. AND SUBSIDIARIES

### NOTES TO THE 2017 CONSOLIDATED FINANCIAL STATEMENTS (€ thousand)

#### 2.12. Derivative financial instruments and hedging activities

Derivatives are initially recognised at fair value on the date a derivative contract is entered into and are subsequently re-measured at their fair value. The method of recognising the resulting gain or loss depends on whether the derivative is designated as a hedging instrument, and if so, the nature of the item being hedged. The group designates certain derivatives as either:

- (i) hedges of the fair value of recognised assets or liabilities or a firm commitment (fair value hedge);
- (ii) hedges of a particular risk associated with a recognised asset or liability or a highly probable forecast transaction (cash flow hedge); or
- (iii) hedges of a net investment in a foreign operation.

The Group documents at the inception of the transaction the relationship between hedging instruments and hedged items, as well as its risk management objectives and strategy for undertaking various hedging transactions. The Group also documents its assessment, both at hedge inception and on an ongoing basis, of whether the derivatives that are used in hedging transactions are highly effective in offsetting changes in fair values or cash flows of hedged items.

##### a) Fair value hedge

Changes in the fair value of derivatives that are designated and qualify as fair value hedges are recorded in the income statement, together with any changes in the fair value of the hedged asset or liability that are attributable to the hedged risk.

If the hedge no longer meets the criteria for hedge accounting, the adjustment to the carrying amount of a hedged item for which the effective interest method is used is amortised to profit or loss over the period to maturity.

##### b) Cash flow hedges

The effective portion of changes in the fair value of derivatives that are designated and qualify as cash flow hedges is recognised in other comprehensive income. The gain or loss relating to the ineffective portion is recognised immediately in the income statement.

Amounts accumulated in equity are reclassified to profit or loss in the periods when the hedged item affects profit or loss (for example, when the forecast sale that is hedged takes place). However, when the forecast transaction that is hedged results in the recognition of a non-financial asset (for example, inventory or fixed assets), the gains and losses previously deferred in equity are transferred from equity and included in the initial measurement of the cost of the asset. The deferred amounts are ultimately recognised in cost of goods sold in the case of inventory or in depreciation in the case of fixed assets.

When a hedging instrument expires or is sold, or when a hedge no longer meets the criteria for hedge accounting, any cumulative gain or loss existing in equity at that time remains in equity and is recognised when the forecast transaction is ultimately recognised in the income statement. When a forecast transaction is no longer expected to occur, the cumulative gain or loss that was reported in equity is immediately transferred to the income statement within "Other gains/(losses) net".



## DURO FELGUERA, S.A. AND SUBSIDIARIES

### NOTES TO THE 2017 CONSOLIDATED FINANCIAL STATEMENTS (€ thousand)

#### c) Derivatives not qualifying for hedge accounting

Certain derivative instruments may not qualify for hedge accounting. In that case, the changes in the fair value of any derivatives that do not qualify for hedge accounting are recognised immediately in the income statement.

#### 2.13. Inventories

Raw materials and ancillary materials, and materials for consumption and replacement, are stated at the lower of average acquisition cost or net realisable value.

Finished and semi-finished products, and work in progress are stated at the average production cost for the year, which includes the cost of raw materials and other materials used, labour and direct and indirect production expenses, but excluding borrowing costs. The cost of these inventories is reduced to net realisable value when this is lower than production cost.

The value of obsolete and defective products has been reduced, using estimates, to their potential realisable value.

Net realisable value is the estimated selling price in the ordinary course of business, less applicable variable selling expenses.

#### 2.14. Trade receivables

Trade receivables are amounts due from customers for merchandise sold or services performed in the ordinary course of business. If collection is expected to occur in one year or less (or in the normal operating cycle of the business, if longer), they are classified as current assets. If not, they are presented as non-current assets.

Trade receivables are recognised initially at fair value and subsequently measured at amortised cost using the effective interest method, less provision for impairment. A provision for impairment of trade receivables is established when there is objective evidence that the Group will not be able to collect all amounts due according to the original terms of the receivables. The amount of the provision is the difference between the carrying amount and the present value of estimated future cash flows, discounted at the effective interest rate. The amount of the provision is recognised in the income statement.

#### 2.15. Cash and cash equivalents

Cash and cash equivalents includes cash in hand, deposits held at call with banks, other short-term highly liquid investments with original maturities of three months or less and bank overdrafts. In the balance sheet, bank overdrafts are shown within borrowings in current liabilities.

#### 2.16. Share capital

Share capital is represented entirely by ordinary shares classified as equity.



## DURO FELGUERA, S.A. AND SUBSIDIARIES

### NOTES TO THE 2017 CONSOLIDATED FINANCIAL STATEMENTS (€ thousand)

Incremental costs directly attributable to the issue of new ordinary shares or options are shown in equity as a deduction, net of tax, from the proceeds. Incremental costs directly attributable to the issue of new ordinary shares or options, for the acquisition of a business, are included in the cost of the acquisition as part of the purchase consideration.

Where any Group company purchases the company's equity share capital (treasury shares), the consideration paid, including any directly attributable incremental costs (net of income taxes) is deducted from equity attributable to the Company's equity holders until the shares are cancelled, reissued or sold. Where such ordinary shares are subsequently reissued, any consideration received, net of any directly attributable incremental transaction costs and the related income tax effects, is included in equity attributable to the Company's equity holders.

#### 2.17. Deferred income

Grants from the government are recognised at their fair value where there is reasonable assurance that the grant will be received and the Group will comply with all attached conditions.

Government grants relating to costs are deferred and recognised in the income statement over the period necessary to match them with the costs that they are intended to compensate.

Government grants relating to property, plant and equipment are included in non-current liabilities as deferred government grants and are credited to the income statement on a straight-line basis over the expected lives of the related assets.

#### 2.18. Trade payables

Trade payables are obligations to pay for goods or services that have been acquired in the ordinary course of business from suppliers. Accounts payable are classified as current liabilities if payment is due within one year or less (or in the normal operating cycle of the business, if longer). If not, they are presented as non-current liabilities.

Trade payables are recognised initially at fair value and subsequently measured at amortised cost using the effective interest method.

#### 2.19. Borrowings

Borrowings are recognised initially at fair value, net of any transaction costs incurred. Borrowings are subsequently carried at amortised cost; any difference between the proceeds (net of transaction costs) and the redemption value is recognised in the income statement over the period of the borrowings using the effective interest method.

Fees paid on the establishment of loan facilities are recognised as transaction costs of the loan to the extent that it is probable that some or all of the facility will be drawn down. In this case, the fee is deferred until the draw-down occurs. To the extent there is no evidence that it is probable that some or all of the facility will be drawn down, the fee is capitalised as a pre-payment for liquidity services and amortised over the period of the facility to which it relates.





## DURO FELGUERA, S.A. AND SUBSIDIARIES

### NOTES TO THE 2017 CONSOLIDATED FINANCIAL STATEMENTS (€ thousand)

In the event of a renegotiation of existing debts, the financial liability is not deemed to change significantly when the lender is the same that granted the original loan and the present value of the cash flows, including net fees, does not differ by more than 10% from the discounted present value of the remaining cash flows from the original financial liability, calculated using the same method.

#### 2.20. Current and deferred income tax

The tax expense for the period comprises current and deferred tax. Tax is recognised in the income statement, except to the extent that it relates to items recognised in other consolidated comprehensive income or directly in equity. In this case, the tax is also recognised in other consolidated comprehensive income or directly in equity, respectively.

##### a) Income tax

The current income tax charge is calculated on the basis of the tax laws enacted or substantively enacted at the balance sheet date in the countries where the Company and its subsidiaries operate and generate taxable income. Management periodically evaluates positions taken in tax returns with respect to situations in which applicable tax regulation is subject to interpretation. It establishes provisions where appropriate on the basis of amounts expected to be paid to the tax authorities.

Duro Felguera, S.A. and the Spanish subsidiaries in which it directly or indirectly holds an interest of over 75% pay income tax under the group taxation scheme. Under this scheme, the taxable amount is calculated on the basis of the consolidated results of Duro Felguera, S.A. and these subsidiaries.

##### b) Deferred taxes

Deferred income tax is recognised on temporary differences arising between the tax bases of assets and liabilities and their carrying amounts in the consolidated financial statements. However, deferred tax liabilities are not recognised if they arise from the initial recognition of an asset or liability in a transaction other than a business combination that at the time of the transaction affects neither accounting nor taxable profit or loss. Deferred income tax is determined using tax rates (and laws) that have been enacted or substantively enacted at the reporting date and are expected to apply when the related deferred income tax asset is realised or the deferred income tax liability is settled.

Deferred income tax assets are recognised to the extent that it is probable that future taxable profit will be available against which the temporary differences can be utilised.

Tax credits for research and development are recognised when the relevant deduction is applied for tax purposes, once the relevant reports have been received from certifying agencies that collaborate with the relevant official bodies.

Deferred income tax is recognised on temporary differences arising from investments in subsidiaries and associates, except where the timing of the reversal of the temporary difference cannot be controlled by the Group and it is probable that the temporary difference will not reverse in the foreseeable future.



## DURO FELGUERA, S.A. AND SUBSIDIARIES

### NOTES TO THE 2017 CONSOLIDATED FINANCIAL STATEMENTS (€ thousand)

Deferred income tax assets and liabilities are offset when, and only when, there is a legally enforceable right to offset current tax assets against current tax liabilities and when the deferred income taxes assets and liabilities relate to income taxes levied by the same taxation authority on either the same taxable entity or different taxable entities where there is an intention to settle the balances on a net basis.

#### 2.21. Employee benefits

##### a) Coal vouchers

The Group has commitments with certain serving and retired employees that belonged to its discontinued coal activity for the monthly supply of a certain quantity of coal.

Annual coal allowances are calculated based on actuarial studies prepared by an independent actuary and include the following assumptions: mortality tables PERM/F 2000P, technical interest rate of 1.24% p.a. (2016: 1.26%) and consumer prices indices reflecting an increase of 1% p.a. (2016: 1%).

##### b) Length-of-service awards and other employee commitments

The Collective Labour Agreement covering certain Group companies provides for awards for employees that complete 25 and 35 years of service with the Company, in addition to other obligations with employees. To measure these obligations, the Group has applied its best estimates based on an actuarial study performed by an independent third party in which the following assumptions have been applied: mortality table PERM/F 2000P and a technical interest rate of 1.24% p.a. (2016: 1.26% p.a.).

##### c) Termination benefits

Termination benefits are payable when employment is terminated by the Group before the normal retirement date, or whenever an employee accepts voluntary redundancy in exchange for these benefits. The Group recognises termination benefits at the earlier of the following dates. (a) when the group can no longer withdraw the offer of those benefits; and (b) when the entity recognises costs for a restructuring that is within the scope of IAS 37 and involves the payment of termination benefits. In the case of an offer made to encourage voluntary redundancy, the termination benefits are measured based on the number of employees expected to accept the offer. Benefits falling due more than 12 months after the end of the reporting period are discounted to their present value.

##### d) Profit-sharing and bonus plans

The Group recognises a liability and an expense for bonuses and profit-sharing, based on a formula that takes into consideration the profit attributable to the Company's shareholders after certain adjustments. The Group recognises a provision where contractually obligated or where there is a past practice that has created a constructive obligation.



## DURO FELGUERA, S.A. AND SUBSIDIARIES

### NOTES TO THE 2017 CONSOLIDATED FINANCIAL STATEMENTS (€ thousand)

#### 2.22. Share-based payments

The Group operates an equity-settled, share-based compensation plan, under which the Company receives services from employees as consideration for equity instruments of the Group. Under the terms of the plan, grants are not irrevocable.

The Group measures the goods and services received, and the resulting increase in equity, directly at fair value, unless such fair value cannot be reliably estimated. When the Group is unable to reliably estimate the fair value of the goods or services received, their value and the related increase in equity are measured indirectly by reference to the fair value of the equity instruments awarded.

#### 2.23. Provisions

Provisions for environmental restoration, restructuring costs and legal claims are recognised when:

- (i) the Group has a present legal or constructive obligation as a result of past events;
- (ii) it is probable that an outflow of resources will be required to settle the obligation; and
- (iii) the amount has been reliably estimated.

Restructuring provisions include employee termination payments. Provisions are not recognised for future operating losses.

Where there are a number of similar obligations, the likelihood that an outflow will be required in settlement is determined by considering the class of obligations as a whole. A provision is recognised even if the likelihood of an outflow with respect to any one item included in the same class of obligations may be small.

Provisions are measured at the present value of the expenditures expected to be required to settle the obligation using a pre-tax rate that reflects current market assessments of the time value of money and the risks specific to the obligation. The increase in the provision due to passage of time is recognised as interest expense.

#### 2.24. Revenue recognition

Revenue is measured at the fair value of the consideration received or receivable from the sale of goods or services, net of value added tax, returns and discounts, and after eliminating intercompany sales.

The Group recognises revenue when the amount of revenue can be reliably measured; when it is probable that future economic benefits will flow to the entity; and when specific criteria have been met for each of the Group's activities, as described below. The Group bases its estimated on historical results, taking into consideration the type of customer, the type of transaction and the specifics of each arrangement.



## DURO FELGUERA, S.A. AND SUBSIDIARIES

### NOTES TO THE 2017 CONSOLIDATED FINANCIAL STATEMENTS (€ thousand)

#### a) Sale of goods

Sales of goods are recognised when a Group entity has delivered products to the customer, the customer has accepted them and collection of the corresponding receivables is reasonably assured.

#### b) Sales of services

Sales of services and administration services are recognised in the accounting period in which the services are rendered, by reference to the stage of completion of the specific transaction and assessed on the basis of the actual service provided as a proportion of the total services to be provided, using the same method as for construction contracts described below.

#### c) Construction contracts

Contract costs are recognised as an expense in the period in which they are incurred. When the outcome of a construction contract cannot be estimated reliably, contract revenue is recognised only to the extent of contract costs incurred that it is probable will be recoverable. At 31 December 2017 and 2016, in none of the projects was it considered that the outcome cannot be estimated reliably.

When the outcome of a construction contract can be estimated reliably and it is probable that the contract will be profitable, contract revenue is recognised over the period of the contract. When it is probable that total contract costs will exceed total contract revenues, the expected loss is recognised as an expense immediately.

Variations in construction work are included in contract revenues when: a) it is probable that the customer will approve the amended plan and the amount of revenue arising from the variation; and b) the amount of the variation can be reliably measured.

Claims in construction work are included in contract revenues to the extent that: a) negotiations have reached an advanced stage such that it is probable that the customer will accept the claim; and b) the amount that it is probable will be accepted by the customer can be measured reliably.

Incentive payments are included in contract revenue when: a) the contract is sufficiently advanced that it is probable that the specified performance standards will be met or exceeded; and b) the amount of the incentive payment can be measured reliably.

The Group uses the "percentage-of-completion method" to determine the appropriate amount to recognise in a given period. The stage of completion is measured by reference to the contract costs incurred up to the end of the reporting period as a percentage of total estimated costs for each contract. Costs incurred in the year in connection with future activity on a contract are excluded from contract costs in determining the stage of completion.



## DURO FELGUERA, S.A. AND SUBSIDIARIES

### NOTES TO THE 2017 CONSOLIDATED FINANCIAL STATEMENTS (€ thousand)

The Group presents the gross amount due from customers for all contracts in progress for which costs incurred plus recognised profits (less recognised losses) exceeds progress billings. Progress billing not paid yet by customers and retentions are included in “Trade and other receivables - Completed work pending certification” (Note 12).

The Group presents the gross amount due from customers for all contracts in progress for which progress billings exceed costs incurred plus recognised profit (less recognised losses).

Costs related to the presentation of bids for construction contracts in Spain and abroad are expensed in the income statement when incurred, when it is not probable or certain that contract will be awarded to the Company. The cost of submitting bids is included in the contract cost when it is probable or certain that the contract will be awarded to the Company, or when it is certain that these costs will be reimbursed or included in contract revenue.

#### d) Interest income

Interest income is recognised using the effective interest method. When a loan or receivable is impaired, the Group reduces the carrying amount to its recoverable amount, being the estimated future cash flow discounted at the instrument's original effective interest rate, and continues unwinding the discount as a reduction to interest income. Interest income on impaired loans is recognised using the original effective interest rate.

#### e) Dividend income

Dividend income is recognised when the right to receive payment is established.

### 2.25. Leases

#### a) When a Group company is lessee

Leases of property, plant and equipment where the Group has substantially all the risks and rewards of ownership are classified as finance leases. Finance leases are recognised at the commencement of the least at the lower of the fair value of the leased asset and the present value of the minimum lease payments. Each lease payment is apportioned between finance charges and reduction of the lease liability, so as to achieve a constant rate of interest on the remaining balance of the liability. The rental obligations arising from the lease, net of finance charges, are included in non-current payables. The interest element of the finance cost is charged to the income statement over the lease period so as to produce a constant periodic rate of interest on the remaining balance of the liability for each period. The property, plant and equipment acquired under finance lease is depreciated over the shorter of the useful life of the asset and the lease term.

Leases where the lessor retains substantially all the risks and rewards incidental to ownership of the leased item are classified operating leases. Payments made under operating leases (net of any incentives received from the lessor) are charged to the income statement on a straight-line basis over the period of the lease.





## DURO FELGUERA, S.A. AND SUBSIDIARIES

### NOTES TO THE 2017 CONSOLIDATED FINANCIAL STATEMENTS (€ thousand)

#### b) When a Group company is lessor

When assets are leased under finance lease, the present value of the lease payments is recognised as a financial receivable. The difference between the gross amount receivable and the present value of that amount is recognised as the financial return on capital. Lease revenues are recognised over the lease period in accordance with the net investment method, which reflects a constant periodic rate of return.

Assets leased to third parties under operating lease contracts are included in property, plant and equipment in the balance sheet. These assets are depreciated over their estimated useful lives using criteria applied to similar assets owned by the Group. Lease income is recognised on a straight-line basis over the lease term.

#### 2.26. Distribution of dividends

The distribution of dividends to the parent company's shareholders is recognised as a liability in the Group's consolidated financial statements in the period in which the dividends are approved by the parent company's shareholders.

#### 2.27. Earnings per share

##### - Basic earnings per share:

Basic earnings per share are calculated by dividing:

- g) the profit attributable to the owners of the company, excluding any equity servicing costs other than ordinary shares
- h) by the weighted average number of ordinary shares in issue during the year, adjusted for incentives based on ordinary shares outstanding during the year and excluding treasury shares

##### - Diluted earnings per share:

Diluted earnings per share are calculated by adjusting the figures used to determine basic earnings per share in order to take into account:

- i) the after-tax effect on earnings of interest and other finance costs associated with dilutive potential ordinary shares, and
- j) the average weighted number of additional ordinary shares that would have been outstanding assuming the conversion of all dilutive potential ordinary shares.

#### 2.28. Environment

Expenses arising from business actions taken to protect and improve the environment are recognised as an expense in the year incurred. When these expenses lead to additions of property, plant and equipment for the purpose of minimising environmental impact and improving the environment, they are capitalised as an increase in the value of the assets.



## DURO FELGUERA, S.A. AND SUBSIDIARIES

### NOTES TO THE 2017 CONSOLIDATED FINANCIAL STATEMENTS (€ thousand)

#### 3. Financial risk management

##### 3.1. Financial risk factors

##### a) Market risk

##### (i) Foreign currency risk

The Group operates internationally and is exposed to foreign currency risk on transactions in foreign currencies, mainly the US dollar (USD) and Australian dollar (AUD), and to a lesser extent, local currencies in emerging countries, the most important of which at present are the Chilean peso (CLP) and the Argentinian peso (ARP). Foreign currency risk arises on future commercial transactions, recognised assets and recognised liabilities.

To manage the foreign currency risk arising from future commercial transactions and recognised assets and liabilities, entities in the Group use various methods.

- Most contracts are arranged in "multi-currency", separating the selling price in the various currencies from the expected costs and maintaining the expected margins in euros.
- Financing of working capital relating to each project is denominated in the currency of payment.
- For amounts not covered by the above arrangements, exchange insurance or forward contracts are arranged for the required terms. Decision-making on hedges is centralised in the Group's Finance Department.

At 31 December 2017, if the euro had weakened by 5% against the USD, with all other variables held constant, post-tax profit for the year would have been €628 thousand higher (2016: €1,843 thousand higher), whereas if it had strengthened by 5%, post-profit for the year would have been €568 thousand lower (2016: €1,666 thousand lower), mainly as a result of foreign exchange gains/losses on translation to USD of trade and other receivables, cash, suppliers and advances from customers, as well as the impact on the final outcome of projects of the amounts of future revenues and expenses in dollars, and the effect of the stage of completion at year end.

At 31 December 2017, if the euro had weakened by 5% against the AUD, with all other variables held constant, post-tax profit for the year would have been €3,230 thousand higher (2016: €803 thousand higher), whereas if it had strengthened by 5%, post-profit for the year would have been €3,570 thousand lower (2016: €717 thousand lower), mainly as a result of foreign exchange gains/losses on translation to AUD of trade and other receivables, cash, suppliers and advances from customers, as well as the impact on the final outcome of projects of the amounts of future revenues and expenses in Australiandollars, and the effect of the stage of completion at year end.

##### (ii) Price risk

Projects that last two or more years initially involve a contract price risk, due to the effect of the increase in costs to be contracted, particularly when operating in the international market in economies with high inflation rates.



## DURO FELGUERA, S.A. AND SUBSIDIARIES

### NOTES TO THE 2017 CONSOLIDATED FINANCIAL STATEMENTS (€ thousand)

To minimise the effect of future cost increases for these reasons, the Group includes a scaled price review in contracts of this kind pegged to consumer price indices, as in the case of its contracts in Venezuela and Argentina.

Since the commencement of the projects to 31 December 2017, income from the projects in question have risen by €315 million (2016: €315 million) as a result of the price increases linked to consumer price indices, which also affected project costs.

At other times, contract or related subcontract prices are denominated in stronger currencies (USD) payable in local currency at the rate ruling on the collection date. These conditions are passed on to subcontractors.

#### (iii) Cash flow and fair value interest rate risk

As the Group has no significant non-current interest-bearing assets, the Group's income and operating cash flows are substantially independent of changes in market interest rates.

The Group's interest rate risk arises from non-current borrowings. Borrowings issued at variable rates expose the Group to cash flow interest rate risk which is partially offset by cash held at variable rates.

The Group analyses its interest rate exposure on a dynamic basis. Various scenarios are simulated taking into consideration refinancing, renewal of existing positions, alternative financing and hedging. Based on these scenarios, the Group calculates the impact on profit and loss of a defined interest rate shift. For each simulation, the same interest rate shift is used for all currencies. The scenarios are run only for liabilities that represent the major interest-bearing positions.

Based on the simulations performed, the impact on profit or loss of a 10 basis point shift would an increase/decrease of €-255 thousand (2016: €-224 thousand).

#### b) Credit risk

The Group manages credit risk by taking into account the following groupings of financial assets:

- Assets arising from derivative financial instruments (Note 13) and sundry balances included in cash and cash equivalents (Note 15).
- Balances related to trade and other receivables (Note 12).

Derivative financial instruments and transactions with financial institutions included in cash and cash equivalents are arranged with renowned financial institutions. The Group also has policies in place to limit the amount of risk held with respect to any financial institution.



## DURO FELGUERA, S.A. AND SUBSIDIARIES

### NOTES TO THE 2017 CONSOLIDATED FINANCIAL STATEMENTS (€ thousand)

Regarding trade balances and receivables, worth noting is that, given the nature of the business, there is a concentration based on the Group's most important projects. The counterparties are mostly state or multinational corporations, operating primarily in the energy, mining, and oil & gas industries.

Our main customers represent 57% of "Trade and other receivables" at 31 December 2017 (2016: 53%), relating to operations with the type of institutions indicated above. Accordingly, the Group considers that credit risk is extremely limited. In addition to the analysis performed before entering into a contract, the overall position of "Trade and other receivables" is monitored on an ongoing basis, while the most significant exposures (including the type of entities mentioned earlier) are monitored individually.

The balance in trade receivables past due but not impaired at 31 December 2017 was €98,417 thousand (2016: €217,053 thousand).

#### c) Liquidity risk

Prudent liquidity risk entails maintaining sufficient cash and marketable securities, the availability of funding from an adequate amount of committed credit facilities, and the ability to close out market positions. Due to the dynamic nature of the underlying businesses, an objective of the Group's Treasury Department is to maintain flexibility in funding by maintaining availability under committed credit lines.

Management monitors the forecasts for the Group's liquidity reserves based on estimated cash flows. The Group has credit lines that offer additional support to its liquidity position. Liquidity risk has increased, basically due to the following circumstances:

- the failure to secure financing by the main financial institutions in the bank pool over the course of 2017 and the restriction on existing credit lines;
- the need to pledge cash or provide security deposits to guarantee fulfilment of projects due to the inability to provide guarantees; and
- the cost overruns on the Vuelta de Obligado, Fluxys and Recope projects, and the costs of ongoing litigation over the Roy Hill project, which resulted in exceptional use of working capital.

At the date of authorisation for issue of the accompanying consolidated financial statements, the parent company is arranging a debt restructuring with the main financial institutions. The negotiations envisage maintaining sustainable debt of around €85 million and the conversion of another tranche into convertible shares and/or options. The parties are also negotiating access to a new, additional line of funding of €25 million and bank guarantees for new projects for up to €100 million. Talks with the banks are proceeding well and to schedule, although a potential agreement is contingent on the Company carrying out a capital increase. Accordingly, the Company has engaged a securities agency to evaluate interest and find prospective investors in a capital increase of up to €125 million. The current outlook is for a positive outcome regarding the capital increase. Both measures will enable the Company to strengthen its equity structure, addressing the cause for dissolution and providing the necessary financial soundness to continue its normal course of business, as outlined in the current business plan. To illustrate the support of the financial institutions, on 16 January 2018, a new extension of the standstill agreement was signed, with maximum maturity of 15 April 2018 (Note 41).



## DURO FELGUERA, S.A. AND SUBSIDIARIES

### NOTES TO THE 2017 CONSOLIDATED FINANCIAL STATEMENTS (€ thousand)

In addition, to strengthen its liquidity, the Company is exploring, together with its advisors, alternative measures to improve liquidity in the short and medium term, include disposing of non-core assets, and carrying out an organisational streamlining. As part of these measures, on 27 February 2018, the Vía de los Poblados and the Las Rozas buildings were sold, reducing borrowings by €21 million and leaving cash of €7 million (Notes 6 and 41).

Key information on liquidity risk are presented in the following table:

	<u>2017</u>	<u>2016</u>
Borrowings and derivatives (Notes 6, 13 and 22)	(362,460)	(377,142)
Less: Cash and cash equivalents (Note 15)	90,579	152,397
Net cash position	(271,881)	(224,745)
Undrawn credit lines (Note 22)	456	925
<b>Total liquidity reserves</b>	<b><u>(271,425)</u></b>	<b><u>(223,820)</u></b>

The table below analyses the Group's non-derivative financial liabilities and net-settled derivative financial liabilities into relevant maturity groupings based on the remaining period at the reporting date to the contractual maturity date. Derivative financial liabilities are included in the analysis where the contractual maturities are essential for understanding the cash flow schedule. The amounts disclosed in the table are the contractual undiscounted cash flows:

<b>At 31 December 2017</b>	<b>Less than 1 year</b>	<b>Between 1 and 2 years</b>	<b>Between 2 and 5 years</b>	<b>More than 5 years</b>
Loans and finance lease liabilities (Notes 6 and 22)	289,254	67,133	5,307	1,816
Trade and other payables (Note 23)	418,168	-	-	-
<b>At 31 December 2016</b>	<b>Less than 1 year</b>	<b>Between 1 and 2 years</b>	<b>Between 2 and 5 years</b>	<b>More than 5 years</b>
Loans and finance lease liabilities (Note 22)	98,718	83,851	174,421	13,655
Trading derivatives (Note 13)	46	-	-	-
Trade and other payables (Note 23)	401,009	-	-	-

The amounts disclosed in the preceding table are the contractual discounted cash flows, which do not differ significantly from the undiscounted cash flows.





## DURO FELGUERA, S.A. AND SUBSIDIARIES

### NOTES TO THE 2017 CONSOLIDATED FINANCIAL STATEMENTS (€ thousand)

#### 3.2. Capital risk management

The Group's objectives when managing capital are to safeguard its ability to continue as a going concern in order to provide a return to shareholders and benefits to other equity holders, and maintain an optimal capital structure to reduce the cost of capital.

In order to maintain or adjust the capital structure, the Group may adjust the amount of dividends paid to shareholders, return capital to shareholders, issue new shares or sell assets to reduce debt.

Consistent with others in the industry, the Group monitors capital on the basis of the gearing ratio. This ratio is calculated as net debt divided by total capital. Net debt is calculated as total borrowings and derivatives, as shown in the consolidated balance sheet, less cash and cash equivalents. Total capital is calculated as equity, as shown in the consolidated financial statements, plus net debt.

The gearing ratios at 31 December 2017 and 2016 were as follows (€ thousand):

	<u>2017</u>	<u>2016</u>
Borrowings and derivatives (Notes 6, 13 and 22)	(362,460)	(377,142)
Less: Cash and cash equivalents (Note 15)	90,579	152,397
Net debt	(271,881)	(224,745)
Equity	(164,846)	121,171
Total capital	<b>107,035</b>	<b>345,916</b>
<b>Gearing ratio</b>	<b>254.01%</b>	<b>64.97%</b>

#### 3.3. Fair value estimation

The table below provides an analysis of financial instruments measured at fair value, classified by measurement method. The various levels have been defined as follows:

- Quoted prices (unadjusted) in active markets for identical assets and liabilities (Level 1)
- Inputs other than quoted prices included within Level 1 that are observable for the asset or liability, either directly (i.e. prices) or indirectly (i.e. derived from prices) (Level 2)
- Inputs for the asset or liability that are not based on observable market inputs (i.e. unobservable inputs) (Level 3)

The following table presents the Group's assets and liabilities measured at fair value at 31 December 2017:



## DURO FELGUERA, S.A. AND SUBSIDIARIES

### NOTES TO THE 2017 CONSOLIDATED FINANCIAL STATEMENTS (€ thousand)

<b><u>Assets</u></b>	<b><u>Level 1</u></b>	<b><u>Level 2</u></b>	<b><u>Level 3</u></b>	<b><u>Total</u></b>
Available-for-sale financial assets:				
- Equity securities	3	5,587	-	5,590
Hedging derivatives	-	1,052	-	1,052
<b>Total assets</b>	<b>3</b>	<b>6,639</b>	<b>-</b>	<b>6,642</b>

#### **Liabilities**

Liabilities at fair value through profit or loss:

- Trading derivatives	-	-	-	-
Hedging derivatives	-	2	-	2
<b>Total liabilities</b>	<b>-</b>	<b>2</b>	<b>-</b>	<b>2</b>

The following table presents the Group's assets and liabilities measured at fair value at 31 December 2016.

<b><u>Assets</u></b>	<b><u>Level 1</u></b>	<b><u>Level 2</u></b>	<b><u>Level 3</u></b>	<b><u>Total</u></b>
Available-for-sale financial assets:				
- Equity securities	-	6,107	-	6,107
Hedging derivatives	-	810	-	810
<b>Total assets</b>	<b>-</b>	<b>6,917</b>	<b>-</b>	<b>6,917</b>

#### **Liabilities**

Liabilities at fair value through profit or loss:

- Trading derivatives	-	46	-	46
Hedging derivatives	-	7,261	-	7,261
<b>Total liabilities</b>	<b>-</b>	<b>7,307</b>	<b>-</b>	<b>7,307</b>

The fair value of financial instruments traded in active markets (such as securities held for trading and available for sale) is based on quoted market prices at the reporting date. The quoted market price used for financial assets is the current bid price. These instruments are included in Level 1.



## DURO FELGUERA, S.A. AND SUBSIDIARIES

### NOTES TO THE 2017 CONSOLIDATED FINANCIAL STATEMENTS (€ thousand)

The fair value of financial instruments that are not traded in an active market is determined by using valuation techniques. The Group uses a variety of methods and makes assumptions that are based on market conditions existing at each reporting date. For long-term debt, quoted market prices and dealer quotes are used. Other techniques, such as discounted cash flows, are used to determine the fair value of the rest of the financial instruments. The fair value of interest rate swaps is calculated as the present value of the estimated future cash flows. The fair value of forward foreign exchange contracts is determined using forward exchange rates at the reporting date.

It is presumed that the carrying amount of receivables and payables, less the provision for impairment, is similar to fair value. The fair value of financial liabilities for financial reporting purposes is estimated by discounting future contractual cash flows at the current market interest rate that is available to the Group for similar financial instruments. The difference between fair value and amortised cost is not significant.

#### 4. Accounting estimates and judgements

Estimates and judgements are continually evaluated and are based on historical experience and other factors, including expectations of future events that are believed to be reasonable under the circumstances.

The preparation of the consolidated financial statements under IFRS requires management to make assumptions and estimates that may affect the accounting policies adopted and the amounts of assets, liabilities, revenues and expenses, and the accompanying disclosures. The estimates and assumptions are based, among other things, on historical experience and other circumstances considered to be reasonable at the reporting date, the result of which forms the basis of judgement about the carrying amounts of assets and liabilities that cannot be readily determined in any other way. Actual results may differ from estimated results. These estimates and judgements are assessed on an ongoing basis.

Some accounting estimates are considered significant if the nature of the estimates and assumptions is material and if the impact on financial position or operating performance is material. The main estimates made by the Group are addressed below.

##### a) Warranty claims

The Group provides warranties of between one and two years for its projects, mainly in the turnkey project business line. Management estimates the related provision for future warranty claims based on its experience and the degree of complexity of the product, its experience with respect to the customer's quality expectations, and the country risk of the country where the project is carried out.

Factors that could affect the information used to estimate claims include counter-guarantees covering work performed by partner companies.

##### b) Estimated impairment of goodwill

The Group tests goodwill for impairment annually in accordance with the accounting policy described in Note 2.9. The recoverable amounts of cash-generating units were determined based on value-in-use calculations. These calculations require the use of estimates (Note 9).



## DURO FELGUERA, S.A. AND SUBSIDIARIES

### NOTES TO THE 2017 CONSOLIDATED FINANCIAL STATEMENTS (€ thousand)

#### c) Litigation

The Group sets aside, based on the estimates of its legal advisors, sufficient provisions to cover the forecast outflows of cash which may arise from litigation with the various social agents for the amounts claimed, discounted where they are expected to exceed one year.

#### d) Income tax and deferred tax assets

The Group is subject to income taxes in numerous jurisdictions. Significant judgement is required in determining the worldwide provision for income taxes. There are many transactions and calculations for which the ultimate tax determination is uncertain. The Group recognises liabilities for anticipated tax audit issues based on estimates of whether additional taxes will be due. When the final outcome of these matters is different from the amounts that were initially recorded, such differences will impact the current and deferred income tax assets and liabilities in the period in which such determination is made.

If changes in the judgements used by management in determining the final results caused a change of 10% in the effective rate (Note 32), this would result in an increase/decrease of €5,309 thousand in the income tax liability (2016: €108 thousand).

#### e) Useful lives of property, plant and equipment and intangible assets

Group management determines the estimated useful lives and related depreciation and amortisation expenses for its property, plant and equipment, and intangible assets. The useful lives of the assets are estimated in relation to the period in which the assets will generate economic benefits.

The Group reviews the useful lives of the assets at the end of each financial year. If the estimates differ from those made previously, the effect of the change is recognised prospectively, from the year in which the change was made.

#### f) Receivables and financial assets

The Group estimates the collectibility of outstanding receivables from customers on projects where there are open disputes or ongoing litigation arising from disagreements about the work carried out or breaches of contractual clauses linked to the performance of the assets delivered to customers. The Group also makes estimates to assess the recoverability of available-for-sale financial assets based mainly on the financial health and short-term business outlook of the investee.

#### g) Bolivar exchange rate

The Group has chosen to use the DICOM exchange rate (previously the SIMADI) (3,345 bolivars/USD) for the translation of the financial statements of its subsidiaries domiciled in Venezuela, as it considers that to be the most appropriate exchange rate in accordance with IAS 21.



## DURO FELGUERA, S.A. AND SUBSIDIARIES

### NOTES TO THE 2017 CONSOLIDATED FINANCIAL STATEMENTS (€ thousand)

The DICOM is established as a variable average daily price defined by supply and demand. From 1 January 2017 to 31 December 2017, the Central Bank published the results of the auctions held, resulting in an average exchange rate of 1,814.87 bolivar/USD. The resulting exchange rate at 31 December 2017 was 3,345 bolivar/USD (2016: 672.12 bolivar/USD).

The net exposure of ongoing projects to the VEF at 31 December 2017 was €1.1 million (2016: €1.1 million).

#### h) Revenue recognition

The Group recognises revenue based on the percentage-of-completion method. The stage of completion is calculated as the portion that contract costs incurred bear to the estimated total contract costs. This revenue recognition method is applied only when the outcome of the contract can be estimated reliably and it is probable that the contract will be profitable. When the outcome of the contract cannot be estimated reliably, contract revenue is recognised only to the extent of the recovery of the costs. When it is probable that contract costs will exceed contract revenue, the loss is recognised as an expense immediately. In using the percentage-of-completion method, the Group makes significant estimates regarding the total costs necessary to fulfil the contract. These estimates are reviewed and assessed regularly in order to verify if a loss has been generated and if the percentage-of-completion method can continue to be applied, or it is necessary to re-estimate the expected margin on the project.

During the project, the Group also estimates the probable contingencies related to the increase in the total estimated cost and adjusts the revenue recognition accordingly.

The Company's service contracts general include penalty clauses for delays or other reasons, and occasionally discounts, which vary from contract to contract. At 31 December 2017 the Group recorded a provision for penalties of €5,558 thousand (2016: €25,024 thousand).

At year-end 2016, the Group recognised claims included in the selling price amounting to €39.6 million, related to ARP 430 million plus interest for 2016 at Banco de la Nación Argentina's asset rate of 24.66%. At 31 December 2017, the amount recognised was €47.3 million, updated by the interest for the year at this interest rate. The total amount of claims submitted at the closing rate was €127 million (ARP 2,595 million).



## DURO FELGUERA, S.A. AND SUBSIDIARIES

### NOTES TO THE 2017 CONSOLIDATED FINANCIAL STATEMENTS (€ thousand)

The arbitration is currently suspended until 28 May 2018 after the request was approved by the Arbitration Court on 14 August 2017, with DF Argentina expressing its conformity on 19 September 2017. For this, DF Argentina and General Electric signed Conditional Supplemental Agreement II, which ensures the continuation of the arbitration action on behalf of the latter against CVO for at least ARP 430 million plus interest and finance charges, which at the date of the agreement amounted to ARP 779 million. However, this will be updated at the date of collection by DF Argentina in accordance with the transactional agreement between the parties. If the agreement is not reached, the arbitration will continue until its conclusion. The external and internal legal advisors consider that DF will be successful in its claim considering enforcement of the contract and applicable Argentine legislation in similar cases, since the events that gave rise to the cost overrun of the project could not be foreseen by DF Argentina or avoided. DF Argentina attempted to minimise the extra costs and do what it could to proceed with the project in order to fulfil its contractual obligations.

At 31 December 2017, there were no amounts invoiced and receivable from CVO.

In addition, claims for the Djelfa project amounting to €22.6 million were recognised in relation to contractual costs incurred for the extension of the deadline caused and recognised formally by the customer. Of this amount, the portion related to the recognised stage of completion of the project, of €13.4 million, was recognised as revenue.

The claim was recognised in the second quarter of 2017, in accordance with the following time line of events:

- On 2 April, the customer notified, in writing, its express recognition of the delay of 18 months, 100% attributable to it.
- As a result of this notification, the Company assessed and presented the customer with a claim for approximately €53 million for the excess costs related to the 18-month delay.
- On 27 August, the customer confirmed receipt of the claim and its assessment.
- The cost claim was not approved by the customer in writing. However, there are certain items of the claim that are required under the contract and must be maintained through the contractually agreed dates. Therefore, the delay confirmed and approved by the customer extends those items by an additional 18 months. Acceptance did not result in any dispute by the customer, so the amounts are considered to be fully recoverable. These items relate to the costs of guarantees, the letter of credit, the base camp and storage of the turbines provided by the customer.

At 31 December 2017, invoiced amounts receivable from Djelfa amounted to €5,818 thousand, of which €3,228 thousand have been collected to date.

In accordance with IAS 8, the effects of any changes in accounting estimates are recognised prospectively in the consolidated income statement. In the fourth quarter, the Company re-estimated, as disclosed in a price-sensitive information notice, the results of the Vuelta de Obligado, Fluxys and Recope projects, with a negative impact on profit or loss for the year of €46 million.





## DURO FELGUERA, S.A. AND SUBSIDIARIES

### NOTES TO THE 2017 CONSOLIDATED FINANCIAL STATEMENTS (€ thousand)

#### 5. Segment information

The Board of Directors is the chief operating decision-maker. Management has defined the operating segments based on the financial information reviewed by the Board of Directors and used to make strategic decisions.

Over the past few years, the Group has evolved from a typically industrial and manufacturing business, to a business in which the service component has become the most significant, after gradually disposing of its production assets.

The information reviewed by the Board of Directors does not include information on segment assets and liabilities or capital expenditure, as this is not considered relevant for decision-making at segment level. Rather, assets and liabilities are assessed from an overall perspective.

The bulk of the Group's activity at presented is concentrated in the Energy and Mining & Handling segments. The product consists of the integration of basic engineering, detailed engineering, civil engineering, equipment supply, assembly, commissioning and financing of complex installations.

The main fields of activity are the construction of power plants, mineral park facilities, design and supply of equipment for ports. Despite the diversity of specialties, the type of returns and risks are consistent in these projects.

At the beginning of 2012, Duro Felguera reorganised all its Oil & Gas activities, grouping them into a segment in order to maximise internal synergies among Group subsidiaries and improve efficiency in the development of turnkey projects for the oil/gas/petrochemical sector, a priority growth area for the Company, especially on the international front.

The "Specialised services" segment includes the provision of specialised services to industry, such as detailed engineering, assembly, and the operation and maintenance of industrial plants.

Finally, left from the former business approach, the Group has three production workshops, grouped into the Manufacturing segment herein. This line operates in railways, making tunnel frames, pressure vessels, heavy boilers and research laboratory equipment.



## DURO FELGUERA, S.A. AND SUBSIDIARIES

Segment information provided to the Board of Directors for the reported segments at 31 December 2017 is as follows:

	€ thousand							
	Energy	Mining & Handling	Oil & Gas	Specialised Services	Manufacturing	Other	Inter-group transactions	GROUP
Revenue from external customers (Note 27)	284,842	85,909	45,163	144,417	43,293	20,502	-	624,126
Inter-segment revenue	228	551	1,435	10,007	-	29,883	(42,104)	-
Total revenue	285,070	86,460	46,598	154,424	43,293	50,385	(42,104)	624,126
Interest income (Note 31)	1,019	394	167	182	5	(87)	-	1,680
Interest expense (Note 31)	(4,056)	(730)	(1)	(68)	(252)	(5,155)	-	(10,262)
Exchange differences (Note 31)	(4,833)	531	827	(1,881)	(927)	(3,755)	-	(10,038)
EBITDA	(53,047)	(57,888)	(38,521)	7,644	(8,737)	(22,483)	-	(173,032)
Profit/(loss) before tax	(56,244)	(58,303)	(40,610)	7,416	(12,018)	(58,364)	-	(218,123)

Segment information at 31 December 2016 is as follows:

	€ thousand							
	Energy	Mining & Handling	Oil & Gas	Specialised Services	Manufacturing	Other	Inter-group transactions	GROUP
Revenue from external customers (Note 27)	345,512	111,665	71,067	87,566	68,409	24,905	-	709,124
Inter-segment revenue	7,361	2,135	5,125	43,692	571	43,429	(102,313)	-
Total revenue	352,873	113,800	76,192	131,258	68,980	68,334	(102,313)	709,124
Interest income (Note 31)	104	1,235	24	81	12	968	-	2,424
Interest expense (Note 31)	(2,426)	(2,936)	(57)	(10,189)	(196)	(4,330)	-	(20,134)
Exchange differences (Note 31)	(1,241)	2,069	(38)	(1,008)	(874)	(385)	-	(1,477)
EBITDA	(38,628)	15,992	8,765	18,630	5,584	(1,779)	-	8,564
Profit/(loss) before tax	(41,078)	14,202	8,247	8,066	2,531	(10,018)	-	(18,050)



## DURO FELGUERA, S.A. AND SUBSIDIARIES

The amounts included in “Other” relate to income and/or expenses related to companies not allocated to any business area, mainly corporate activities and engineering and systems integration in civil communications sectors, aeronautics and shipping, security and defence, and industrial, energy and environmental control.

“Inter-group transactions” details inter-segment eliminations and adjustments.

The reconciliation of Group EBITDA with consolidated income statement is as follows:

	<b>€ thousand</b>	
	<b>2017</b>	<b>2016</b>
Operating profit/(loss)	(194,797)	1,438
Depreciation and amortisation (Notes 7, 8 and 9)	10,264	8,573
Impairment and losses (Note 30)	21,539	30
Exchange differences (Note 31)	(10,038)	(1,477)
<b>Net carrying amount</b>	<b>(173,032)</b>	<b>8,564</b>

Transfers or transactions between segments are carried out under the normal business terms and conditions that should also be available to unrelated third parties.

The Group has the ability to operate internationally, and in fact, some of these contracts are executed outside Spain. The following table presents the breakdown of revenue at the year-end by the geographical distribution of the entities generating the revenue as presented to the Board of Directors:

<b>Geographical area</b>	<b>€ thousand</b>			
	<b>2017</b>	<b>%</b>	<b>2016</b>	<b>%</b>
- Spain	60,343	9.67%	94,110	13.27%
- Latin America	273,093	43.76%	329,660	46.49%
- Europe	118,215	18.94%	103,930	14.66%
- Africa and the Middle East	148,060	23.72%	155,010	21.86%
- Asia Pacific	21,961	3.52%	20,911	2.95%
- Other	2,454	0.39%	5,503	0.78%
<b>Total</b>	<b>624,126</b>	<b>100%</b>	<b>709,124</b>	<b>100%</b>

At year-end 2017, the Energy segment recorded sales totalling €80.8 million and €65 million, respectively, with two customers that, individually, represented over 10% of the Group's revenue (2016: two customers amounting to €96.6 million and €80.6 million, respectively). In addition, sales were recorded from the Specialised Services segment totalling €75.6 million with one customer that, individually, represented over 10% of the Group's revenue (2016: no sales with a customer which, individually represented over 10% of the Group's revenue).

At 31 December 2017, revenue from significant external customers in Algeria, Argentina, Mexico and Romania amounted to €90.4 million, €88 million, €84.7 million and €80.8 million, respectively (2016: €108.5 million, €94.1 million and €74.9 million in Algeria, Mexico and Argentina, respectively).



## DURO FELGUERA, S.A. AND SUBSIDIARIES

### NOTES TO THE 2017 CONSOLIDATED FINANCIAL STATEMENTS (€ thousand)

#### 6. Assets and liabilities classified as held for sale

Breakdown of non-current assets held for sale:

	€ thousand	
	2017	2016
Property, plant and equipment	27,395	-
<b>Net carrying amount</b>	<b>27,395</b>	<b>-</b>

In 2017, under the scope of the non-core asset disposal plan and having complied with the requirements in prevailing accounting regulations, the Vía de los Poblados office building in Madrid acquired on 29 May 2014 and the office building in Las Rozas were reclassified to non-current assets held for sale. The net amount reflects the selling price less the costs of disposal, resulting in impairment of the assets of €3,915 thousand.

Borrowings related to assets classified as held for sale amounting to €20,861 thousand related entirely to the leasing arrangement related to the Vía de los Poblados building. The building was acquired on 29 May 2014 and the lease has a term of 13 years with a one-year grace period as from the date of acquisition. The applicable interest rate is 3.3% (2016: 3.3%).

The present value of payments for this finance lease is as presented below, since the payments are shown net of interest, but are linked to a floating interest rate, which would cancel the effect of discounting.

	€ thousand	
	2017	2016
Finance lease liabilities (minimum lease payments):		
- Within one year	2,602	1,792
- After one year but not more than five years	8,045	7,787
- More than five years	10,214	12,323
	<b>20,861</b>	<b>21,902</b>

The debt is included in the standstill agreement entered into with the financial institutions (Note 22).

On 27 February 2018, the Via de los Poblados and Las Rozas buildings were sold (Note 41) for the same amounts included in this note. The related lease was cancelled, resulting in a reduction in borrowings of €20,861 thousand.



**DURO FELGUERA, S.A. AND SUBSIDIARIES**

**NOTES TO THE 2017 CONSOLIDATED FINANCIAL STATEMENTS**  
(€ thousand)

**7. Property, plant and equipment**

The movements in items composing “Property, plant and equipment” are as follows:

	€ thousand					
	Land and buildings	Technical installations and machinery	Other installations, equipment and furniture	Constructio n in progress and advances	Other property, plant, and equipment	Total
<b>Balance at 1 January 2016</b>	<b>69,573</b>	<b>25,822</b>	<b>5,412</b>	<b>5,899</b>	<b>2,421</b>	<b>109,127</b>
Cost	77,727	68,474	20,232	5,899	12,761	185,093
Accumulated depreciation	(8,154)	(41,630)	(14,792)	-	(10,334)	(74,910)
Impairment losses	-	(1,022)	(28)	-	(6)	(1,056)
<b>Carrying amount</b>	<b>69,573</b>	<b>25,822</b>	<b>5,412</b>	<b>5,899</b>	<b>2,421</b>	<b>109,127</b>
Additions	2,251	1,995	883	5,164	632	10,925
Disposals	(31)	(387)	(87)	(9)	(16)	(530)
Other movements	3,627	5,308	1,440	(10,400)	(6)	(31)
Depreciation	(1,226)	(3,029)	(763)	-	(871)	(5,889)
Elimination of depreciation	-	377	85	-	8	470
Other depreciation movements	17	57	8	-	19	101
Provisions for impairment	-	-	(6)	-	(3)	(9)
Reversal of impairment losses	-	14	-	-	-	14
<b>Balance at 31 December 2016</b>	<b>74,211</b>	<b>30,157</b>	<b>6,972</b>	<b>654</b>	<b>2,184</b>	<b>114,178</b>
Cost	83,574	75,390	22,468	654	13,371	195,457
Accumulated depreciation	(9,363)	(44,225)	(15,462)	-	(11,178)	(80,228)
Impairment losses	-	(1,008)	(34)	-	(9)	(1,051)
<b>Carrying amount</b>	<b>74,211</b>	<b>30,157</b>	<b>6,972</b>	<b>654</b>	<b>2,184</b>	<b>114,178</b>
<b>Balance at 1 January 2017</b>	<b>74,211</b>	<b>30,157</b>	<b>6,972</b>	<b>654</b>	<b>2,184</b>	<b>114,178</b>
Cost	83,574	75,390	22,468	654	13,371	195,457
Accumulated depreciation	(9,363)	(44,225)	(15,462)	-	(11,178)	(80,228)
Impairment losses	-	(1,008)	(34)	-	(9)	(1,051)
<b>Carrying amount</b>	<b>74,211</b>	<b>30,157</b>	<b>6,972</b>	<b>654</b>	<b>2,184</b>	<b>114,178</b>
Additions	57	1,625	80	165	44	1,971
Disposals	(34)	(7,141)	(2,512)	(392)	(227)	(10,306)
Other movements	-	48	201	(221)	-	28
Transfers to non-current assets held for sale	(32,263)	-	-	-	-	(32,263)
Depreciation	(1,357)	(3,216)	(838)	-	(654)	(6,065)
Elimination of depreciation	7	5,403	2,391	-	66	7,867
Other depreciation movements	940	181	46	-	108	1,275
Provisions for impairment	-	-	-	-	(2)	(2)
Reversal of impairment losses	-	8	6	-	-	14
<b>Balance at 31 December 2017</b>	<b>41,561</b>	<b>27,065</b>	<b>6,346</b>	<b>206</b>	<b>1,519</b>	<b>76,697</b>
Cost	51,334	69,922	20,237	206	13,188	154,887
Accumulated depreciation	(9,773)	(41,857)	(13,863)	-	(11,658)	(77,151)
Impairment losses	-	(1,000)	(28)	-	(11)	(1,039)
<b>Carrying amount</b>	<b>41,561</b>	<b>27,065</b>	<b>6,346</b>	<b>206</b>	<b>1,519</b>	<b>76,697</b>



## DURO FELGUERA, S.A. AND SUBSIDIARIES

### NOTES TO THE 2017 CONSOLIDATED FINANCIAL STATEMENTS (€ thousand)

In the first half of 2017, under the scope of the non-core asset disposal plan and having complied with the requirements in prevailing accounting regulations, the office building in Madrid acquired on 29 May 2014 was reclassified to non-current assets held for sale (Note 6).

a) Property, plant and equipment under construction

There were no significant additions in 2017. Additions in 2016 related mainly to completion of the enlargement of the smelting warehouses in Mieres.

b) Own work capitalised

In 2017, the Group capitalised labour and sundry materials costs for work on its own assets amounting to €524 thousand (2016: €2,463 thousand) under "Other gains/(losses) net" (Note 30).

c) Property, plant and equipment subject to guarantees

At 31 December 2017, certain items of property, plant and equipment had been provided as security for mortgage debts, with an outstanding amount at that date of €5 thousand (2016: €24 thousand).

d) Insurance

The consolidated Group has taken out insurance policies to cover the risk of damage to its property, plant and equipment. The coverage of these policies is considered sufficient.

e) Operating leases

The Group included a facility leased from third parties under "Technical installations" with the following carrying amounts:

	€ thousand	
	2017	2016
Cost-capitalised operating leases	12,414	12,414
Accumulated depreciation	(7,540)	(6,919)
<b>Net carrying amount</b>	<b>4,874</b>	<b>5,495</b>

The income statement includes lease rentals in 2017 of €458 thousand (2016: €1,381 thousand) under "Revenue".

The consolidated income statement also included operating lease expenses under "Operating expenses" relating mainly to leased machinery and assembly equipment for €5,500 thousand (2016: €5,664 thousand).

f) Subsidised assets.

The net carrying amount of subsidised assets at 31 December was €26,657 thousand (2016: €28,813 thousand).

g) Fully depreciated assets.

At 31 December 2017, there were fully depreciated assets still in use amounting to €33,928 thousand (2016: €40,970 thousand).





## DURO FELGUERA, S.A. AND SUBSIDIARIES

### NOTES TO THE 2017 CONSOLIDATED FINANCIAL STATEMENTS (€ thousand)

#### h) Fair values of land and buildings

An independent valuation of the Group's land and buildings is performed on an annual basis by a valuer to determine their fair value at 31 December 2017 and 2016. The revaluation surplus net of applicable deferred income taxes was credited to other comprehensive income and is shown in "Other reserves" in equity attributable to owners of the parent.

To determine the fair value of the identified assets, quoted prices on the most significant active markets were used as a basis in each case. Where the active markets are not relevant or it is considered that there is no active market for the identified assets, the following was used:

- a) the price of the most recent transaction in the market, assuming that there has not been a significant change in the economic circumstances between the date of the transaction and the reporting date;
- b) market prices for similar assets, adjusted for differences; and
- c) industry benchmarks.

#### i) Impairment losses

In 2017, impairment losses amounting to €2 thousand were recognised (2016: €9 thousand).

## 8. Investment properties

The movements in items composing "Investment properties" are as follows:

	€ thousand		
	Land	Buildings	Total
<b>Balance at 1 January 2016</b>	<b>22,225</b>	<b>10,891</b>	<b>33,116</b>
Cost	23,018	26,795	49,813
Accumulated depreciation	-	(13,760)	(13,760)
Impairment losses	(793)	(2,144)	(2,937)
<b>Carrying amount</b>	<b>22,225</b>	<b>10,891</b>	<b>33,116</b>
Depreciation	-	(406)	(406)
Transfers	31	-	31
<b>Balance at 31 December 2016</b>	<b>22,256</b>	<b>10,485</b>	<b>32,741</b>
Cost	23,049	26,795	49,844
Accumulated depreciation	-	(14,166)	(14,166)
Impairment losses	(793)	(2,144)	(2,937)
<b>Carrying amount</b>	<b>22,256</b>	<b>10,485</b>	<b>32,741</b>
Depreciation	-	(405)	(405)
Disposals	(114)	-	(114)
Transfers - cost	(2,132)	(3,414)	(5,546)
Transfers - depreciation	-	724	724
<b>Balance at 31 December 2017</b>	<b>20,010</b>	<b>7,390</b>	<b>27,400</b>
Cost	20,803	23,381	44,184
Accumulated depreciation	-	(13,847)	(13,847)
Impairment losses	(793)	(2,144)	(2,937)
<b>Carrying amount</b>	<b>20,010</b>	<b>7,390</b>	<b>27,400</b>



## DURO FELGUERA, S.A. AND SUBSIDIARIES

### NOTES TO THE 2017 CONSOLIDATED FINANCIAL STATEMENTS (€ thousand)

Investment properties mainly include land in the municipalities of Langreo and Oviedo (Asturias), of which €1 million (2016: €1.06 million) correspond to plots zoned as rural estates located in various areas of the Langreo municipality, €9.9 million (2016: €9.9 million) to industrial plots and developable land, and €8.3 million (2016: €17.8 million) to buildings in Gijón, Oviedo and La Felguera.

The transfer in the year related to the office building in Las Rozas (Madrid), classified as available for sale (Note 6).

At year-end 2017, the fair value of the investments, as appraised by an independent, expert valuer (Note 7.h), stood at €35,480 thousand (2016: €39,793 thousand).

This item includes the following amounts for which the Group is lessee under a finance lease, in line with the operation described in Note 7.e):

	€ thousand	
	2017	2016
Cost-capitalised finance leases	9,937	9,937
Accumulated depreciation	(1,778)	(1,611)
<b>Net carrying amount</b>	<b>8,159</b>	<b>8,326</b>

These amounts relate to the land and buildings acquired under the finance lease arranged on 2 August 2007 between Santander de Leasing, S.A., E.S.C. (lessor) and Duro Felguera, S.A. (lessee) relating to various properties owned by the former (offices in c/ Rodríguez Sampedro, 5, in Gijón, and c/ González Besada, 25, c/ Marqués de Santa Cruz, 14 and c/ Santa Susana, 20, in Oviedo), which until then were leased to Duro Felguera, S.A. from Hispamer Renting, S.A. (former owner) under an operating lease. At the date of expiry of that finance lease, of 2 August 2017, Duro Felguera, S.A. intends to exercise the €1,448 thousand purchase option. The debt is included in the standstill agreement (Note 22).

In 2017, operating expenses related to these investments amounting to €116 thousand were recognised in the consolidated income statement (2016: €123 thousand).



## DURO FELGUERA, S.A. AND SUBSIDIARIES

### NOTES TO THE 2017 CONSOLIDATED FINANCIAL STATEMENTS (€ thousand)

#### 9. Intangible assets

The breakdown of items composing “Intangible assets” by internally generated and other intangible assets is as follows:

	€ thousand					Total
	Goodwill	Development and innovation	Computer software	Construction in progress and advances	Other assets	
<b>Balance at 1 January 2016</b>	<b>15,599</b>	<b>7,049</b>	<b>5,972</b>	<b>3,223</b>	<b>106</b>	<b>31,949</b>
Cost	15,599	15,345	12,783	3,223	259	47,209
Accumulated amortisation	-	(8,296)	(6,811)	-	(153)	(15,260)
<b>Carrying amount</b>	<b>15,599</b>	<b>7,049</b>	<b>5,972</b>	<b>3,223</b>	<b>106</b>	<b>31,949</b>
Additions	-	2,025	7,341	146	-	9,512
Other movements	-	-	3,222	(3,223)	-	(1)
Disposals	-	(856)	-	-	-	(856)
Amortisation	-	(744)	(1,520)	-	(14)	(2,278)
Elimination of amortisation	-	45	-	-	-	45
<b>Balance at 31 December 2016</b>	<b>15,599</b>	<b>7,519</b>	<b>15,015</b>	<b>146</b>	<b>92</b>	<b>38,371</b>
Cost	15,599	16,514	23,346	146	259	55,864
Accumulated amortisation	-	(8,995)	(8,331)	-	(167)	(17,493)
<b>Carrying amount</b>	<b>15,599</b>	<b>7,519</b>	<b>15,015</b>	<b>146</b>	<b>92</b>	<b>38,371</b>
<b>Balance at 1 January 2017</b>	<b>15,599</b>	<b>7,519</b>	<b>15,015</b>	<b>146</b>	<b>92</b>	<b>38,371</b>
Cost	15,599	16,514	23,346	146	259	55,864
Accumulated amortisation	-	(8,995)	(8,331)	-	(167)	(17,493)
<b>Carrying amount</b>	<b>15,599</b>	<b>7,519</b>	<b>15,015</b>	<b>146</b>	<b>92</b>	<b>38,371</b>
Additions	-	2,212	67	315	-	2,594
Other movements	-	-	233	(233)	-	-
Disposals	-	(10,356)	(8)	-	-	(10,364)
Amortisation	-	(1,427)	(2,353)	-	(14)	(3,794)
Elimination of amortisation	-	4,675	5	-	-	4,680
Impairment loss	(12,313)	-	-	-	-	(12,313)
<b>Balance at 31 December 2017</b>	<b>3,286</b>	<b>2,623</b>	<b>12,959</b>	<b>228</b>	<b>78</b>	<b>19,174</b>
Cost	3,286	8,370	23,638	228	259	35,781
Accumulated amortisation	-	(5,747)	(10,679)	-	(181)	(16,607)
<b>Carrying amount</b>	<b>3,286</b>	<b>2,623</b>	<b>12,959</b>	<b>228</b>	<b>78</b>	<b>19,174</b>

- Fully amortised assets:

At 31 December 2017, there were fully amortised assets still in use amounting to €15,022 thousand (2016: €14,558 thousand).



## DURO FELGUERA, S.A. AND SUBSIDIARIES

### NOTES TO THE 2017 CONSOLIDATED FINANCIAL STATEMENTS (€ thousand)

#### - Own work capitalised:

In 2017, the Group capitalised labour and sundry materials costs for work on its own assets amounting to €1,849 thousand (2016: €1,906 thousand) under "Other gains/(losses) net" (Note 30).

#### - Goodwill

At 31 December 2017, intangible assets included goodwill of €3,286 thousand (2016: €3,286 thousand) arising from the acquisition of Epicom, S.A.

Also, at the year-end the Group wrote off the entire amount of goodwill for €12,313 thousand from the acquisition of Núcleo de Comunicaciones y Control S.L. as, based on cash flow projections, it is not recoverable.

The recoverable amount of the goodwill has been determined based on value-in-use calculations. These calculations use cash flow projections based on financial budgets approved by the Group's management covering a five-year period. Cash flows beyond the five-year period are extrapolated using a growth rate of 0.5%. The discount rate applied was 9.45% (2016: 7.28%).

Management determined operating profit less budgeted depreciation and amortisation based on past performance and its expectations of market development. The discount rates used are after tax and reflect specific risks related to the Company's business.

The Group established the key assumptions used in the impairment test based on historical experience.

#### Goodwill of Epicom, S.A.

Recoverable amount is €3.7 million higher than carrying amount (2016: €5.6 million).

For recoverable amount to match carrying amount, one of the following two changes in parameters would be required:

- A 165% increase in the discount rate used.
- A 49% decrease in cash flows.

The carrying amount, the recoverable amount, and the discounted terminal value as a percentage of total recoverable amount in 2017 and 2016 are as follows:

	€ thousand	
	2017	2016
Carrying amount	5,333	5,396
Recoverable amount	8,994	11,043
Discounted terminal value/recoverable amount, %	66%	73%

No impairment of goodwill related to Epicom, S.A. was recognised at 31 December 2017 and 2016.



**DURO FELGUERA, S.A. AND SUBSIDIARIES**

**NOTES TO THE 2017 CONSOLIDATED FINANCIAL STATEMENTS**  
(€ thousand)

a) Development and innovation expenses

Capitalised development and innovation expenses at 31 December 2017 relate to the following projects:

	€ thousand			Carrying amount
	Cost	Accumulated amortisation	Impairment loss	
i SAPYC 2.012	793	(40)	-	753
SHERPA 2012	821	(205)	-	616
EVOLUCION SISTEMA RRE	502	(25)	-	477
I+D SIGNUM T50 project	608	(152)	-	456
CRYPTO TOKEN CT2	607	(172)	-	435
ULISES V 5000 i M	341	(11)	-	330
SHERPA R5000	308	-	-	308
EP960	286	-	-	286
ESTUDIO FABRICACION EQUIPOS GRANDES DIME	280	(19)	-	261
EQUIPO INERRUMPIBILIDAD	377	(151)	-	226
CD 40 INTERNACIONAL	222	-	-	222
CONTROL COMUNICACIONES V1	241	(24)	-	217
FASTCLAD NUEVOS METODOS FABRICACION INSP	215	-	-	215
CIFRADOR EP1170	319	(106)	-	213
NIMBUS P 300 M	481	(288)	-	193
EVOLUCION ULISES V 2017 (2)	430	(258)	-	172
ELITEL V6	148	-	-	148
Other projects	10,113	(8,774)	-	1,339
	<b>17,092</b>	<b>(10,225)</b>	<b>-</b>	<b>6,867</b>

At 31 December 2017, certain R&D projects not expected to generate future economic benefits were derecognised, for a net amount of €5,681 thousand.

**10. Investments in associates**

	€ thousand	
	2017	2016
Opening balance	4,403	7,119
Disposals	(4,383)	(2,768)
Share of profit/(loss)	-	52
<b>Closing balance</b>	<b>20</b>	<b>4,403</b>

Disposals in the year related mainly to Estudios e Ingeniería Aplicada XXI, S.A.



## DURO FELGUERA, S.A. AND SUBSIDIARIES

### NOTES TO THE 2017 CONSOLIDATED FINANCIAL STATEMENTS (€ thousand)

The Group's interest in its main associates, all of which are unlisted, is as follows:

Name	Country of incorporation	€ thousand				% ownership interest
		Assets	Liabilities	Revenue	Profit/(loss)	
<b>2017</b>						
• Zoreda Internacional S.A.	Spain	50	-	-	-	40%
• Sociedad de Servicios Energéticos Iberoamericanos S.A.	Colombia	(*)	(*)	(*)	(*)	25%
• MDF Tecnogas, S.L.	Spain	3,730	3,140	-	-	50%
<b>2016</b>						
• Zoreda Internacional S.A.	Spain	50	-	-	-	40%
• Sociedad de Servicios Energéticos Iberoamericanos S.A.	Colombia	(*)	(*)	(*)	(*)	25%
• Secicar, S.A. (**)	Spain	12,777	9,200	3,760	566	17.69%
• Estudios e Ingeniería Aplicada XXI, S.A.	Spain	5,449	1,274	12,249	(1,192)	35%
• Conaid Company	Romania	N/A	N/A	N/A	N/A	47%
• MDF Tecnogas, S.L.	Spain	3,730.	3,140.	-	-	50%

(\*) Dormant.

(\*\*) Per financial statements at 31 December 2016.

(N/A) Not available.

The Company does not hold less than 20% of any investees where it concludes it has significant influence, nor does it have investments of over 20% in any investees where it concludes that it does not have significant influence.

The Group has no contingencies in relation to associates.

## 11. Financial instruments

### a) Financial instruments by category

The accounting policies on financial instruments have been applied to the following line items:

	€ thousand			
	Loans and receivables	Available-for-sale	Hedging derivatives	TOTAL
<b>31 December 2017</b>				
<b>On-balance sheet assets</b>				
- Equity instruments		5,590	-	5,590
- Derivatives (Note 13)		-	1,052	1,052
- Other financial assets	421,242	-	-	421,242
- Cash and cash equivalents (Note 15)	90,579	-	-	90,579
<b>Total</b>	<b>511,821</b>	<b>5,590</b>	<b>1,052</b>	<b>518,463</b>





**DURO FELGUERA, S.A. AND SUBSIDIARIES**

**NOTES TO THE 2017 CONSOLIDATED FINANCIAL STATEMENTS**  
(€ thousand)

	€ thousand			
	Loans and receivables	Available-for- sale	Hedging derivatives	TOTAL
<b>31 December 2016</b>				
<b>On-balance sheet assets</b>				
- Equity instruments	-	6,107	-	6,107
- Derivatives (Note 13)	-	-	810	810
- Other financial assets	553,699	-	-	553,699
- Cash and cash equivalents (Note 15)	152,397	-	-	152,397
<b>Total</b>	<b>706,096</b>	<b>6,107</b>	<b>810</b>	<b>713,013</b>

Available-for-sale financial assets include mainly the stake in Ausenco for €5,205 thousand (2016: €5,931 thousand) over which the Group does not have control. In 2017, changes in the fair value of these financial assets amounting to a negative €726 thousand were recognised (2016: positive €1,765 thousand).

Financial assets at fair value through profit or loss are presented under “Operating activities” in the statement of cash flows as part of the changes in working capital (Note 35).

	€ thousand			
	Liabilities at fair value through profit or loss	Debts and payables	Hedging derivatives	TOTAL
<b>31 December 2017</b>				
<b>On-balance sheet liabilities</b>				
- Bank borrowings (excluding financial lease liabilities) (Note 22)	-	324,052	-	324,052
- Finance lease liabilities (Notes 6 and 22)	-	22,386	-	22,386
- Derivatives (Note 13)	-	-	2	2
- Other financial liabilities	-	413,806	-	413,806
<b>Total</b>	<b>-</b>	<b>760,244</b>	<b>2</b>	<b>760,246</b>

	€ thousand			
	Liabilities at fair value through profit or loss	Debts and payables	Hedging derivatives	TOTAL
<b>31 December 2016</b>				
<b>On-balance sheet liabilities</b>				
- Bank borrowings (excluding financial lease liabilities) (Note 22)	-	332,339	-	332,339
- Finance lease liabilities (Note 22)	-	23,889	-	23,889
- Derivatives (Note 13)	46	-	7,261	7,307
- Other financial liabilities	-	388,607	-	388,607
<b>Total</b>	<b>46</b>	<b>744,835</b>	<b>7,261</b>	<b>752,142</b>



## DURO FELGUERA, S.A. AND SUBSIDIARIES

### NOTES TO THE 2017 CONSOLIDATED FINANCIAL STATEMENTS (€ thousand)

#### b) Credit quality of financial assets

The credit quality of financial assets that are neither past due nor impaired is assessed by reference to external credit ratings or historical information on default. In this respect, it should be noted that there are no significant incidents affecting financial assets, other than impaired balances, for which provision should be recognised.

#### 12. Trade and other receivables

	€ thousand	
	2017	2016
Trade receivables	233,603	275,108
Less: Provision for impairment of receivables	(61,637)	(14,818)
Completed work pending certification	170,548	163,578
Other receivables	74,947	124,919
Tax refundable	52,909	56,624
Advance payments	3,593	4,489
Receivables from related parties (Note 38)	174	409
Total	474,137	610,309
Less: Non-current portion of other receivables	(413)	(1,442)
<b>Current portion</b>	<b>473,724</b>	<b>608,867</b>

The balances of trade and other receivables do not differ from their fair values.

A breakdown of the annual maturities of the balances included in the non-current portion is as follows:

Maturity	€ thousand	
	2017	2016
2017	-	524
2018	-	352
2019	365	352
Subsequent years	48	214
<b>Total, non-current</b>	<b>413</b>	<b>1,442</b>

At 31 December 2017, in addition to receivables provisioned, receivables amounting to €98,417 thousand had fallen due (2016: €217,053 thousand). Balances less than six months past due are not impaired, as these accounts correspond to customers for whom there is no recent history of default. Balance more than six months past due, which relate to projects in progress, are also not considered to be impaired as they are covered by prepayments not settled and recognised under "Trade and other payables" (Note 23) for €13.7 million (2016: €50.2 million).



## DURO FELGUERA, S.A. AND SUBSIDIARIES

### NOTES TO THE 2017 CONSOLIDATED FINANCIAL STATEMENTS (€ thousand)

The most important past-due balances relate to:

- The “Termocentro” project being carried out in Venezuela, amounting to €35,586 thousand (2016: €93,334 thousand). In accordance with IAS 39, the Group assessed the recoverability of this amount based on the financial position of the Venezuelan government (which worsened in the fourth quarter of 2017), the average quoted price of Venezuelan government bonds, the risk of default by Venezuela and the absence of estimates of receipts. As a result of this analysis, the Group recognised an impairment of receivables for €46,477 thousand.
- The “Gangavaram Port Limited” project delivered in India for €18,229 thousand (2016: €19,316 thousand), with which the Company is involved in arbitration (Note 36). The amount is partially covered by the provision for penalty recognised by the Company of €4,862 thousand (2016: €4,969 thousand) (Note 26).
- The “Khrisna Port” project suspended in India for €4,081 thousand (2016: €4,322 thousand), with which the Company is involved in arbitration (Note 36). The amount is partially covered by the provision for penalty recognised by the Company of €696 thousand (2016: €745 thousand) (Note 26).

“Other receivables” includes mainly €34,079 thousand (2016: €90,382 thousand) for guarantees unduly enforced by the customer of the Roy Hill Iron Ore project, with which the company is involved in several ongoing lawsuits (Note 36), and €22,723 thousand (2016: €22,581 thousand) for guarantees unduly enforced in India by customers of the Gangavaram Port Limited and Khrisna Port projects (Note 26).

Based on rulings issued in the legal proceedings so far and the opinion of legal advisors, the directors consider the amounts to be recoverable.

The ageing analysis of these receivables is as follows:

	€ thousand	
	2017	2016
Up to 3 months	12,860	21,692
Between 3 and 6 months	5,174	10,294
Between 6 months and 1 years	10,608	26,128
More than 1 year	69,775	158,939
	<b>98,417</b>	<b>217,053</b>

Movement in the provision for impairment of receivables is as follows:

	€ thousand	
	2017	2016
<b>Opening balance</b>	<b>14,818</b>	<b>5,000</b>
Provision for receivables impairment	47,012	9,951
Unused amounts reversed	-	(31)
Amounts used	(193)	(102)
<b>Closing balance</b>	<b>61,637</b>	<b>14,818</b>



## DURO FELGUERA, S.A. AND SUBSIDIARIES

### NOTES TO THE 2017 CONSOLIDATED FINANCIAL STATEMENTS (€ thousand)

The creation and release of the provision for impaired receivables have been included in "Other gains/(losses) net" in the income statement. The provisions recognised in the year related mainly to impairment of receivables from the Termocentro project for €46,477 thousand and the Roy Hill project for €55,796 thousand (Note 26).

The other classes within receivables do not contain impaired assets.

The maximum exposure to credit risk at the reporting date is the carrying amount of each class of receivables mentioned above. The Group does not hold any collateral as security.

The carrying amounts of the Group's receivables are denominated in the following currencies:

	€ thousand	
	2017	2016
Euro	206,403	240,084
US dollar	28,143	50,273
Pound sterling	23	21,585
Venezuelan bolivar	533	1,978
United Arab Emirates dirham	1,595	-
Argentinean peso	52,620	69,492
Indian rupee	40,315	53,050
Brazilian real	505	443
Peruvian nuevo sol	1,439	1,186
Mexican peso	30,429	16,552
Australian dollar	76,735	124,681
Algerian dinar	28,129	18,465
Chilean peso	6,369	3,125
Chinese yuan	-	3,928
Colombian peso	-	3,187
Other currencies	486	2,280
	<b>473,724</b>	<b>610,309</b>

The total amount of the costs incurred and profits recognised (less losses recognised) for all current contracts at the reporting date were €3,660,178 thousand (2016: €3,653,298 thousand) and €275,236 thousand (2016: €306,590 thousand), respectively. Retentions of progress billings to customers are not significant.



**DURO FELGUERA, S.A. AND SUBSIDIARIES**

**NOTES TO THE 2017 CONSOLIDATED FINANCIAL STATEMENTS**  
(€ thousand)

**13. Derivative financial instruments and hedging activities**

	€ thousand			
	2017		2016	
	Assets	Liabilities	Assets	Liabilities
Exchange insurance-hedging	1,052	2	810	7,261
Interest rate swaps	-	-	-	46
<b>Total</b>	<b>1,052</b>	<b>2</b>	<b>810</b>	<b>7,307</b>
Less non-current portion:	-	-	(154)	(995)
<b>Current portion</b>	<b>1,052</b>	<b>2</b>	<b>656</b>	<b>6,312</b>

Trading derivatives are classified as a current asset or liability. The full fair value of a hedging derivative is classified as a non-current asset or liability if the remaining maturity of the hedged item is more than 12 months and, as a current asset or liability if the maturity of the hedged item is less than 12 months.

a) Accounting hedges

The Group arranges exchange insurance in projects involving different collection and payment currencies. At 31 December 2017, the Group had arranged exchange insurance for a notional amount of USD 20,000 thousand (2016: USD 94,986 thousand) expiring 31 January 2018 (2016: 10 January 2017 and 31 January 2018). It has also arranged exchange insurance for a notional amount of JPY 225.4 million (2016: JPY 1,127 million) expiring between 13 February 2018 and 26 April 2018 (2016: 24 January 2017 and 26 April 2018).

The breakdown of valuation adjustments recognised in equity for the preceding hedging transactions is as follows:

	€ thousand	
	2017	2016
<b>Balance at 1 January</b>	<b>(3,735)</b>	<b>(2,999)</b>
Net variation due to customer invoicing	-	(9)
Net variation due to cash balances	(261)	(191)
Net variation due to supplier invoicing	57	133
Reclassification to profit/(loss) due application of the hedge	-	(2,848)
Change in the value of exchange insurance	4,727	2,179
<b>Balance at 31 December</b>	<b>788</b>	<b>(3,735)</b>



## DURO FELGUERA, S.A. AND SUBSIDIARIES

### NOTES TO THE 2017 CONSOLIDATED FINANCIAL STATEMENTS (€ thousand)

#### 14. Inventories

	€ thousand	
	2017	2016
Production materials and supplies	7,150	12,335
Work in progress	6,384	4,555
Finished goods	435	536
Advances to suppliers	10,436	13,390
	<u>24,405</u>	<u>30,816</u>
Less: Impairment losses	(2,209)	(1,895)
	<u><b>22,196</b></u>	<u><b>28,921</b></u>

Production materials and supplies are mostly consumed within the year.

“Work in progress” basically includes goods being produced or processed at the Group’s production facilities.

Impairment losses affect slow-moving or obsolete materials, bringing their cost into line with fair realisable value.

#### 15. Cash and cash equivalents

	€ thousand	
	2017	2016
Cash and banks	61,315	79,437
Short-term bank deposits and promissory notes	29,264	72,960
<b>Cash and cash equivalents (excluding bank overdrafts)</b>	<u><b>90,579</b></u>	<u><b>152,397</b></u>

At 31 December 2017, an amount of €28,866 thousand backed the issue of guarantees for projects and was restricted (2016: €60,659 thousand).

Short-term deposits at credit institutions relate to investments of cash surpluses maturing within three months. The effective interest rate on short-term bank deposits in 2017 fluctuated between 0.05% and 0.20% (2016: 0.05% and 0.3%) on EUR balances, between 0.10% and 0.25% (2016: 0.1% and 1%) on USD balances, and the 1.50% (2016: 1.61% and 2.64%) on AUD balances.

The carrying amounts of the Group’s cash and cash equivalents are denominated in the following currencies:





## DURO FELGUERA, S.A. AND SUBSIDIARIES

### NOTES TO THE 2017 CONSOLIDATED FINANCIAL STATEMENTS (€ thousand)

	€ thousand	
	2017	2016
Euro	33,914	44,378
US dollar	35,843	63,129
Brazilian real	45	121
Venezuelan bolivar	52	360
Pound sterling	361	2,663
Argentinean peso	1,328	657
Algerian dinar	5,811	1,621
Australian dollar	5,628	21,497
United Arab Emirates dirham	4,685	-
Mexican peso	68	600
Colombian peso	181	1,319
Indian rupee	223	1,308
Peruvian nuevo sol	526	587
Chilean peso	1,681	13,974
Chinese yuan	26	65
Other currencies	207	118
	<b>90,579</b>	<b>152,397</b>

Figures in currencies other than the euro are mainly designated to cover future transactions in those currencies (Note 13).

#### 16. Capital and share premium

##### a) Capital

Duro Felguera, S.A.'s share capital is represented by 160 million fully subscribed and paid shares in book-entry form with a par value of €0.5 each. All of the shares are admitted for listing on the Madrid, Barcelona and Bilbao Stock Exchanges, and have the same voting and dividend rights.

At the date of authorisation for issue of the accompanying financial statements, according to disclosures made to the Spanish Securities Exchange Commission (CNMV), the following legal persons held interests equal to or greater than 3% in the Company's share capital:

<u>Shareholder</u>	% direct or indirect shareholding	
	2017	2016
Inversiones Somió, S.L.	24.39%	24.39%
Inversiones Río Magdalena, S.L.	10.03%	10.03%
Onchena, S.L.	5.06%	5.05%

The indirect owner of shares held by Inversiones Somió, S.L. is Juan Gonzalo Álvarez Arrojo.

The indirect owner of shares held by Río Magdalena, S.L. is Herencia Yacente from Ramiro Arias López.

The indirect owner of shares held by Onchena, S.L. is Carmen Ybarra Careaga.



## DURO FELGUERA, S.A. AND SUBSIDIARIES

### NOTES TO THE 2017 CONSOLIDATED FINANCIAL STATEMENTS (€ thousand)

#### b) Share premium

The Corporate Enterprises Act (Ley de Sociedades de Capital) expressly permits the use of the share premium account balance to increase capital and establishes no specific restrictions as to its use.

#### c) Treasury shares

At the parent company's Ordinary Annual General Meeting, held on 22 June 2017, authorisation was given to acquire up to a certain amount of treasury shares, at a minimum price of €0.5 per share and a maximum price of €12 per share, provided that the shares, together with those already held by the parent company or subsidiaries, did not exceed 10% of the parent company's share capital. This authorisation was granted for a period of no more than five years from the date on which the resolution was adopted.

At 31 December 2017, the parent company held 16,000,000 treasury shares for an amount of €87,719 thousand (2016: €87,719 thousand).

#### 17. Share-based payments

No share delivery plan was agreed in 2017 or 2016.

#### 18. Retained earnings and other reserves

Movements in items of "Reserves" were as follows:

	€ thousand					
	Legal reserve in the parent	Revaluation reserve Royal Decree-Law 7/1996	Other parent company reserves	Reserves in consolidated companies and valuation adjustments	Profit/(loss)	Total
<b>At 1 January 2016</b>	<b>16,000</b>	<b>958</b>	<b>63,777</b>	<b>57,649</b>	<b>(68,889)</b>	<b>69,495</b>
Distribution of 2015 profit	-	-	(85,482)	16,593	68,889	-
Other movements charged to equity	-	-	(3,154)	642	-	(2,512)
Profit/(loss) for the year	-	-	-	-	(18,197)	(18,197)
<b>At 31 December 2016</b>	<b>16,000</b>	<b>958</b>	<b>(24,859)</b>	<b>74,884</b>	<b>(18,197)</b>	<b>48,786</b>
Distribution of 2016 profit	-	-	(23,006)	4,809	18,197	-
Other movements charged to equity	-	-	(3,860)	(10,866)	-	(14,726)
Profit/(loss) for the year	-	-	-	-	(254,496)	(254,496)
<b>At 31 December 2017</b>	<b>16,000</b>	<b>958</b>	<b>(51,725)</b>	<b>68,827</b>	<b>(254,496)</b>	<b>(220,436)</b>



## DURO FELGUERA, S.A. AND SUBSIDIARIES

### NOTES TO THE 2017 CONSOLIDATED FINANCIAL STATEMENTS (€ thousand)

#### Legal reserve

The legal reserve was allocated in accordance with article 274 of the Corporate Enterprises Act, which states that in any event, companies must earmark an amount equal to 10% of profit for the year to a legal reserve until such reserve reaches at least 20% of the capital.

It may not be distributed, and can only be used to offset losses if no other reserves are available. Any amount of the reserve used for this purpose must be restored with future profits.

#### Revaluation reserve Royal Decree-Law 7/1996

After the three-year period during which the tax authorities may inspect the “Revaluation reserve” account balance, this reserve may be used, free of tax, to offset prior, current or future losses, or to increase capital. From 1 January 2007, it may be allocated to unrestricted reserves, provided that the monetary gain has been realised. The gain is understood to be realised in proportion to the depreciation charge recognised or when the revalued assets have been disposed of or otherwise derecognised. Were the balance of this account used for purposes other than those prescribed by Royal Decree-Law 7/1996, it would become liable to tax.

#### Availability and restrictions on reserves

Reserves and retained earnings whose availability is restricted by legal requirements, as appearing in the separate financial statements of the fully-consolidated companies included in these financial statements (including the parent company), relate to:

	<b>€ thousand</b>	
	<b>2017</b>	<b>2016</b>
Legal reserve	26,913	26,913
Revaluation reserve Royal Decree-Law 7/1996	1,220	1,220
	<b>28,133</b>	<b>28,133</b>

#### **19. Interim dividend**

No interim dividend was paid in 2017 or 2016.



**DURO FELGUERA, S.A. AND SUBSIDIARIES**

**NOTES TO THE 2017 CONSOLIDATED FINANCIAL STATEMENTS  
(€ thousand)**

**20. Non-controlling interests**

Movements in “Non-controlling interests” were as follows:

	€ thousand	
	2017	2016
<b>Opening balance</b>	3,671	5,011
Profit/(loss) for the year	(16,722)	(941)
Distribution of dividends	(1,072)	(6)
Other movements	316	(393)
<b>Closing balance</b>	<b>(13,807)</b>	<b>3,671</b>

The distribution by company is as follows:

Company	€ thousand	
	2017	2016
Felguera IHI, S.A	(2,250)	11,419
Duro Felguera Argentina, S.A.	(12,176)	(9,658)
Felguera Tecnologías de la información, S.A.	472	519
Pontonas del Musel, S.A.	-	209
Eólica del Principado S.A.	14	14
Felguera-Diavaz Proyectos México, S.A. de C.V.	(2)	(2)
Eolian Park Management, S.A.	-	(7)
Operación y Mantenimiento Solar Power, S.L.	90	1,180
DF Saudí	50	-
Núcleo Chile, S.A.	(5)	(3)
	<b>(13,807)</b>	<b>3,671</b>

**21. Deferred income**

The movement in “Deferred income” was as follows:

	€ thousand					
	Opening balance	Additions	Transfer for profit/(loss )	Disposals	Other movements	Closing balance
<b>2016</b>						
Grants	7,229	23	(620)	(91)	388	6,929
<b>2017</b>						
Grants	6,929	428	(516)	(210)	-	6,631

In 2017, this item included €1,930 thousand (2016: €2,042 thousand) resulting from the update at year-end of loans with subsidised interest rates pending transfer to profit or loss which will be carried out in coming years based on the depreciation of the assets financed by these loans.



**DURO FELGUERA, S.A. AND SUBSIDIARIES**

**NOTES TO THE 2017 CONSOLIDATED FINANCIAL STATEMENTS**  
(€ thousand)

The breakdown of capital grants is as follows:

<u>Granting entity</u>	<u>€ thousand</u>	<u>Purpose</u>
Ministry of Education	1,451	Building in Gijon Technology Park
Ministry of Industry and Energy	196	CPI La Felguera building
I.F.R.	122	Warehouse in the Silvota industrial park
Ministry of Industry and Energy	103	Capital investment 1998 and 1999
Ministry of Science and Technology	83	Capital investment 2002 and 2003
Ministry of Industry and Energy - Regional Incentives	1,026	Investment for manufacture of high-speed train components
Ministry of Industry	261	New reactor manufacturing process
Principality of Asturias	194	Investment in bending machine
Ministry of Industry	186	Capital investment
Ministry of Industry	234	New welding processes
Other grants	2,775	
	<b><u>6,631</u></b>	

These are basically grants received for investment in capital goods. The conditions attached when the grants were awarded have been complied with.

**22. Borrowings**

	<u>€ thousand</u>	
	<u>2017</u>	<u>2016</u>
<b>Non-current</b>		
Bank borrowings	64,911	243,109
Finance lease liabilities	-	20,110
Other loans	9,345	8,708
	<b><u>74,256</u></b>	<b><u>271,927</u></b>
<b>Current</b>		
Bank borrowings	259,141	89,230
Finance lease liabilities	1,525	3,779
Interest payable and other financial liabilities	7,727	5,709
	<b><u>268,393</u></b>	<b><u>98,718</u></b>
<b>Total current borrowings</b>	<b><u>342,649</u></b>	<b><u>370,645</u></b>



## DURO FELGUERA, S.A. AND SUBSIDIARIES

### NOTES TO THE 2017 CONSOLIDATED FINANCIAL STATEMENTS (€ thousand)

The carrying amounts of the Group's borrowings are denominated in the following currencies:

	€ thousand	
	2017	2016
Euro	338,153	370,347
US dollars	4,496	-
Venezuelan bolivar	-	298
	<b>342,649</b>	<b>370,645</b>

The maturity of non-current borrowings is as follows:

	€ thousand	
	2017	2016
Between 1 and 2 years	67,133	83,851
Between 2 and 5 years	5,307	174,421
More than 5 years	1,816	13,655
	<b>74,256</b>	<b>271,927</b>

#### a) Bank borrowings

Bank borrowings at 31 December 2017 include:

	Entity	Amount	Grant date	Maturity	Grace period	Repayment
Loan 1	Caixa	25,000	26/10/2015	26/10/2020	2 years	Annual
Loan 2	Cooperativo	10,000	27/10/2015	27/10/2020	2 years	Annual
Loan 3	Liberbank	25,000	30/10/2015	30/10/2020	2 years	Annual
Loan 4	Sabadell	30,000	26/10/2015	26/10/2020	2 years	Annual
Loan 5	Santander	55,000	17/03/2014	17/03/2019	-	Bullet
Loan 6	Santander	23,754	17/03/2014	17/03/2020	-	Annual
Loan 7	Bankia	25,000	22/10/2014	30/11/2021	-	Annual
Loan 8	Popular	48,543	03/02/2014	03/02/2019	3 years	Annual
Loan 9	Syndicate	5,054	07/06/2011	07/06/2018	3 years	Annual
Credit 1	Caixa	9,911	18/01/2013	29/01/2019	-	-
Credit 2	BBVA	4,964	31/07/2009	31/07/2018	-	-
Credit 3	Sabadell	9,975	05/10/2015	05/10/2017	-	-
Credit 4	Santander	34,994	24/07/2015	24/07/2019	-	-
Reverse factoring	BBVA	15,254	-	-	-	-
		<b>322,449</b>				

None of these loans is subject to compliance with any covenant, except the syndicated loan of €5,054 thousand (2016: €5,054 thousand) related to Núcleo de Comunicaciones y Control, the main characteristics of which are as follows:





## DURO FELGUERA, S.A. AND SUBSIDIARIES

### NOTES TO THE 2017 CONSOLIDATED FINANCIAL STATEMENTS (€ thousand)

- Repayment of the amount in five annual instalments commencing in June 2014. Current liabilities on the consolidated balance sheet at 31 December 2017 includes an amount of €5,054 thousand (2016: €2,527 thousand).
- Interest accrues at the 3-month Euribor rate plus a spread of 240 basis points.

The following circumstances will trigger early repayment:

- Change of control of the borrower: if Duro Felguera's interest in Núcleo de Comunicaciones y Control, S.L.'s capital falls to below 75%.
- Sale of assets: If Núcleo de Comunicaciones y Control sells assets, any proceeds above €500 thousand must go to the early repayment of the financing.
- If Núcleo de Comunicaciones y Control receives any compensation under an insurance contract (excluding third party liability), the borrower undertakes to apply the entire amount to early repayment.
- If the solvency of Núcleo de Comunicaciones y Control deteriorates or the budgets or financial terms of the contract change.

Bank borrowings are not secured, except for €5 thousand (2016: €24 thousand) relating to mortgage loans (Note 7).

On 26 October 2017, the Group confirmed the extension of the standstill agreement to 15 January 2018 with the main institutions in the bank pool, and the current instalment of the syndicated financing of Núcleo. The total amount of debt subject to the standstill agreement is €346,273 thousand, including the amount of finance leases (Notes 6 and 22.c)). During this period, the Company is not obliged to make principal payments at maturity of the debt covered by the extension. Nevertheless, the Group has classified as current an amount of €281,362 thousand (excluding the finance leases) for the entire amount of the debt not settled at maturity in 2017 and covered by the agreement. The non-current amount relates to loans and credits without non-payments at maturity.

On 16 January 2018, a new extension of the standstill agreement was signed, with maximum maturity of 15 April 2018 (Note 41), in addition to the extension, until that day, of the current installment of Núcleo's syndicated financing.

#### b) Draw-downs on credit accounts and discounting facilities

Interest rates paid on draw-downs from credit accounts and bill discounting are as follows:

	<u>2017</u>	<u>2016</u>
Loans:		
Euro	0.9%-14%	0.9%-2.50%
Argentinean peso	-	27%-37%
Indian rupee	-	11.75%-12.55%
Venezuelan bolivar	24%	18%-24%



## DURO FELGUERA, S.A. AND SUBSIDIARIES

### NOTES TO THE 2017 CONSOLIDATED FINANCIAL STATEMENTS (€ thousand)

The Group has the following undrawn credit facilities:

	€ thousand	
	2017	2016
Floating rate:		
– Expiring within one year	367	465
– Expiring beyond one year	89	460
	<b>456</b>	<b>925</b>

#### c) Finance lease liabilities

“Finance lease liabilities” includes mainly an amount of €1,525 thousand relating to the buildings indicated in Note 8 (2016: €1,987 thousand).

The present value of finance lease payments is the same as presented below, since they are shown net of interest, but are linked to a floating interest rate, which would cancel the effect of discounting.

	€ thousand	
	2017	2016
Finance lease liabilities (minimum lease payments):		
- Within one year	1,525	3,779
- After one year but not more than five years	-	7,787
- More than five years	-	12,323
	<b>1,525</b>	<b>23,889</b>

#### d) Other loans

“Other loans” mainly includes the updated debts with official bodies resulting from the loans received from “CDTI”, “MINER”, “Ministry of Industry, Tourism and Commerce”, “PROFIT”, “FIT” and “FICYT”, and do not bear any interest.

The effect of discounting the interest-free loans is recognised in “Deferred income” (Note 21), which will be released to profit or loss as the subsidised assets are depreciated.

## 23. Trade and other payables

	€ thousand	
	2017	2016
Suppliers	259,925	262,600
Amounts due to related parties (Note 38)	214	41
Other payables	13,724	15,985
Advances received for contract work	122,871	95,564
Social security and other taxes	21,434	26,819
	418,168	401,009
Non-current portion	-	-
	<b>418,168</b>	<b>401,009</b>



## DURO FELGUERA, S.A. AND SUBSIDIARIES

### NOTES TO THE 2017 CONSOLIDATED FINANCIAL STATEMENTS (€ thousand)

The amounts of trade and other payables are denominated in the following currencies:

	€ thousand	
	2017	2016
Euro	261,534	180,174
Venezuelan bolivar	571	2,196
Indian rupee	10,714	12,347
Argentinean peso	7,992	7,253
US dollar	75,918	78,545
Canadian dollar	629	-
Brazilian real	610	777
Pound sterling	771	19,801
Chilean peso	13,025	19,806
Mexican peso	1,035	2,703
Peruvian nuevo sol	1,256	4,113
Romanian new leu	1,995	-
Australian dollar	14,540	51,970
Algerian dinar	22,496	12,849
Japanese yen	-	5,614
Chinese yuan	1,765	-
Other	3,317	2,861
	<b>418,168</b>	<b>401,009</b>

#### Information on average payment period to suppliers. Third Additional Provision "Disclosure requirement" of Law 15/2010, of 5 July

Law 15/2010 of 5 July establishes a maximum payment period of 60 days for companies to pay their suppliers as from 1 January 2013, in accordance with Transitional Provision Two of that law.

In accordance with the Resolution of 29 January 2016 of the Spanish Institute of Accounting and Accounts Auditing (ICAC) regarding disclosures in the notes to financial statements in relation to the average supplier payment period in commercial transactions, the required information is as follows:

	Days	
	2017	2016
- Average supplier payment period	113.20	104.30
- Ratio of transactions paid	83.39	85.58
- Ratio of transactions outstanding	212.49	154.83

	€ thousand	
	2017	2016
- Total payments made	322,302	296,254
- Total payments outstanding	96,754	109,730



## DURO FELGUERA, S.A. AND SUBSIDIARIES

### NOTES TO THE 2017 CONSOLIDATED FINANCIAL STATEMENTS (€ thousand)

#### 24. Deferred taxes

Deferred tax assets and liabilities are as follows:

	€ thousand	
	2017	2016
Deferred tax assets:		
- Deferred tax assets to be recovered after more than 12 months	10,082	66,608
- Deferred tax assets to be recovered within 12 months	950	1,863
	<b>11,032</b>	<b>68,471</b>
Deferred tax liabilities:		
- Deferred tax liability to be recovered after more than 12 months	(13,751)	(12,206)
- Deferred tax liability to be recovered within 12 months	-	-
	<b>(13,751)</b>	<b>(12,206)</b>
<b>Net</b>	<b>(2,719)</b>	<b>56,265</b>

The gross movement on the deferred income tax account is as follows:

	€ thousand	
	2017	2016
<b>Opening balance</b>	<b>56,265</b>	<b>48,414</b>
(Charge)/credit to income statement (Note 32)	(54,400)	6,557
Adjustment	-	-
(Charged)/credited to reserves	(4,584)	1,294
<b>Closing balance</b>	<b>(2,719)</b>	<b>56,265</b>

The movement in deferred tax assets and liabilities in the year is as follows:

	€ thousand			
	Provision for employee benefit obligations	Tax losses and deductions	Other	Total
<b>Deferred tax assets</b>				
<b>At 1 January 2016</b>	<b>1,617</b>	<b>36,091</b>	<b>26,509</b>	<b>64,217</b>
(Charge)/Credit to the income statement	46	2,455	522	3,023
Adjustment	-	-	-	-
Charge/(Credit) to equity	-	-	1,231	1,231
<b>At 31 December 2016</b>	<b>1,663</b>	<b>38,546</b>	<b>28,262</b>	<b>68,471</b>
(Charge)/Credit to the income statement	(1,663)	(38,546)	(12,223)	(52,432)
Charge/(Credit) to equity	-	-	(5,007)	(5,007)
<b>At 31 December 2017</b>	<b>-</b>	<b>-</b>	<b>11,032</b>	<b>11,032</b>

In view of the situation described in Note 2.1, the Group reassessed the recovery of deferred tax assets taking into account the deferred tax assets and liabilities relating to the same taxable entity and the period of reversal, maintaining the deferred tax assets on the balance sheet up to the limit of the deferred liabilities with each taxable entity. Accordingly, the Group derecognised a total amount of €53,219 thousand, relating mainly to taxable income/(tax losses) and deductions. The other amounts derecognised, of €4,220 thousand, related to changes in the year.



## DURO FELGUERA, S.A. AND SUBSIDIARIES

### NOTES TO THE 2017 CONSOLIDATED FINANCIAL STATEMENTS (€ thousand)

At year-end 2017, the Group had unused tax losses from prior years. The most significant amount was that of the Spanish tax group, for €104,013 thousand. In addition, the Company did not recognise the carry forward of tax losses in the calculation of income tax for 2017 of €49,229 thousand. With effect from 1 January 2015, following the entry into force of Corporate Income Tax Law 27/2014, of 27 November, tax-loss carryforwards may be offset without any time limit.

In addition, the Spanish tax group had unused tax credits arising from prior years of €7,405 thousand at 31 December 2017 not recognised as assets. In 2017, the amount generated as a credit also not recognised as an asset was €811 thousand.

Outside the tax group, the main tax unused tax losses related to Núcleo de Comunicaciones y Control, S.L., for €46,816 thousand arising on tax losses generated before its inclusion in the Spanish tax group, which can only be offset with the company's individual tax base. The period for offset is indefinite.

In addition, unrecognised deferred tax assets for unused tax credits corresponding to Núcleo de Comunicaciones y Control, S.L. are as follows:

<b>Item</b>	<b>Amount</b>	<b>Maturity</b>
Deductions	113	2017
Deductions	1,049	2018
Deductions	1,376	2019
Deductions	891	2020
Deductions	815	2021
Deductions	1,108	2022
Deductions	692	2023
Deductions	832	2024
Deductions	866	2025
Deductions	1,487	2026
Deductions	1,087	2027
Deductions	689	2028
Deductions	75	2029
<b>Total</b>	<b>11,080</b>	

With effect from 1 January 2015, following the entry into force of Corporate Income Tax Law 27/2014, of 27 November, tax-loss carryforwards may be offset without any time limit.

On 3 December 2016, Royal Decree Law 3/2016, of 2 December, adopting certain tax measures to consolidate public finances and other urgent social measures became effective, placing a limit on the offset of tax loss carry-forwards of 25% for companies with net revenue of €60 million or more. These measures were considered, with no impact on recovery.



**DURO FELGUERA, S.A. AND SUBSIDIARIES**

**NOTES TO THE 2017 CONSOLIDATED FINANCIAL STATEMENTS  
(€ thousand)**

	€ thousand			
	Gains on transactions with non-current assets	Asset revaluation	Other	Total
<b>Deferred tax liabilities</b>				
<b>At 1 January 2016</b>	<b>131</b>	<b>5,623</b>	<b>10,049</b>	<b>15,803</b>
Charge/(Credit) to the income statement	-	-	(3,534)	(3,534)
Charge/(Credit) to equity	34	(1,701)	1,604	(63)
<b>At 31 December 2016</b>	<b>165</b>	<b>3,922</b>	<b>8,119</b>	<b>12,206</b>
Charge/(Credit) to the income statement	-	-	1,968	1,968
Charge/(Credit) to equity	2	(546)	121	(423)
<b>At 31 December 2017</b>	<b>167</b>	<b>3,376</b>	<b>10,208</b>	<b>13,751</b>

The most significant deferred tax liabilities relate primarily to:

- a) €8,947 thousand with the Spanish tax group.
- b) €2,057 thousand with Duro Felguera Australia Pty. Ltd.
- c) €1,370 thousand with Dunor Energía.

**25. Employee benefit obligations**

	€ thousand	
	2017	2016
<b>Non-current obligations</b>		
Coal vouchers	109	114
Other obligations with employees	1,328	1,439
	<b>1,437</b>	<b>1,553</b>
<b>Current obligations</b>		
Salaries payable	6,602	6,925
Profit sharing and bonus	1,140	1,740
	<b>7,742</b>	<b>8,665</b>



**DURO FELGUERA, S.A. AND SUBSIDIARIES**

**NOTES TO THE 2017 CONSOLIDATED FINANCIAL STATEMENTS**  
(€ thousand)

a) Coal vouchers (Note 2.21.a)

The movement in the liability recognised in the consolidated balance sheet is as follows:

	€ thousand		Total
	Serving personnel	Retired personnel	
<b>At 1 January 2016</b>		<b>112</b>	<b>112</b>
Provisions	-	11	11
Payments	-	(9)	(9)
Reversals	-	-	-
<b>At 31 December 2016</b>	<b>-</b>	<b>114</b>	<b>114</b>
Provisions	-	4	4
Payments	-	(9)	(9)
Reversals	-	-	-
<b>At 31 December 2017</b>	<b>-</b>	<b>109</b>	<b>109</b>

Annual provisions for coal vouchers are calculated based on actuarial studies described in Note 2.21.a.

To measure these obligations, the Group has applied its best estimates based on an actuarial study performed by an independent third party in which the following assumptions have been applied: mortality table PERM/F 2000P and a technical interest rate of 1.24% p.a. (2016: 1.26% p.a.).

b) Other obligations with employees (Note 2.21.b)

The movement in the liability recognised in the consolidated balance sheet is as follows:

	€ thousand
<b>At 1 January 2016</b>	<b>1,483</b>
Provisions charged to profit or loss	757
Amounts used	(776)
Surplus	-
Transfers	(25)
<b>At 31 December 2016</b>	<b>1,439</b>
Provisions charged to profit or loss	430
Amounts used	(418)
Surplus	(115)
Transfers	(8)
<b>At 31 December 2017</b>	<b>1,328</b>

To measure these obligations, the Group has applied its best estimates based on an actuarial study performed by an independent third party in which the following assumptions have been applied: mortality table PERM/F 2000P and a technical interest rate of 1.24% p.a. (2016: 1.26% p.a.).





## DURO FELGUERA, S.A. AND SUBSIDIARIES

### NOTES TO THE 2017 CONSOLIDATED FINANCIAL STATEMENTS (€ thousand)

#### 26. Provisions for other liabilities and charges

	€ thousand			
	Provision for completion of works	Trade provisions	Other provisions	Total
<b>At 31 December 2016</b>	<b>102,338</b>	<b>16,847</b>	<b>8,187</b>	<b>127,372</b>
Charge to income statement				
- Provisions	16,195	1,632	9,107	26,934
- Amounts used	(21,717)	(17)	(376)	(22,110)
- Reversals	(11,542)	(94)	(4,859)	(16,495)
- Transfers	(4,688)	(850)	(87)	(5,625)
<b>At 31 December 2017</b>	<b>80,586</b>	<b>17,518</b>	<b>11,972</b>	<b>110,076</b>

“Provision for completion of works” includes mainly those amounts for which it has been considered reasonable to set aside a provision, basically as a result of various contractual clauses relating to warranties and liabilities which, if appropriate, would have to be assumed upon completion of the work (taking into account the historical development of the amounts that have had to be assumed for this type of contingencies) and losses on projects. The cash outflow is expected to take place during the next three years. Reversals relate to guarantees expiring in 2017 and the recognition of losses on projects. Amounts used related mainly to application of the penalty in the Carrington project for €19,017 thousand.

The breakdown of the net movement in “Provision for completion of works” of €-21.7 million in 2017 is as follows: €-3.7 million to guarantees, €+3.6 million to losses on projects, and €-21.6 million to liabilities. In all cases, the expected outflow of economic benefits is between six months and three years, depending on the estimates dates of completion of projects in progress.

The breakdown of the provision for completion of works is: provision for warranties of €20.4 million (none of which for individual projects is significant), provision for penalties of €5.6 million (mainly the GPL and Khrisna Port projects) and the provision for losses of €12.8 million. Also included are the provisions set aside for the Roy Hill project for €41.8 million (Note 36). In addition, “Trade provisions” includes €16.8 million related to contingencies with suppliers of the Roy Hill project.

At 31 December 2017, the Group recognised provisions for losses amounting to €12,802 thousand, mainly for the Fluxys and Recope projects. At 31 December 2016, the Group had recognised provisions for losses amounting to €9,225 thousand, mainly for the Vuelta de Obligado and Carrington projects.

The breakdown of “Other provisions” and the expected schedule for the outflow of the related economic benefits are as follows:



## DURO FELGUERA, S.A. AND SUBSIDIARIES

### NOTES TO THE 2017 CONSOLIDATED FINANCIAL STATEMENTS (€ thousand)

	<b>Other provisions</b>	
	<b>€ thousand</b>	<b>Estimated schedule</b>
Litigation with suppliers	2,194	Next 6 months
Liabilities and charges due to labour disputes	794	Between 12 and 24 months
Liabilities and charges due to legal proceedings	8,984	Between 6 months and 3 years
	<b>11,972</b>	

Transfers to and reversals of provisions for other liabilities and charges are included in “Other gains/(losses) net” in the income statement (Note 30).

	<b>€ thousand</b>	
	<b>2017</b>	<b>2016</b>
Analysis of total provisions:		
– Non-current	1,956	6,005
– Current	108,120	121,367
	<b>110,076</b>	<b>127,372</b>

## 27. Revenue

### a) Revenue

The breakdown of revenue by activity is as follows:

	<b>€ thousand</b>	
	<b>2017</b>	<b>2016</b>
Energy	284,842	345,512
Mining & Handling	85,909	111,665
Oil & Gas	45,163	71,067
Specialised Services	144,417	87,566
Manufacturing	43,293	68,409
Other	20,502	24,905
Revenue	<b>624,126</b>	<b>709,124</b>

“Other” includes revenue related to companies not allocated to any business area, mainly derived from engineering and systems integration activities in the civil communications, aeronautics and shipping sectors, security and defence and industrial control amounting to €19,321 thousand (2016: €33,186 thousand).

Contract revenue recognised in 2017 amounted to €598,849 thousand (2016: €679,989 thousand).



## DURO FELGUERA, S.A. AND SUBSIDIARIES

### NOTES TO THE 2017 CONSOLIDATED FINANCIAL STATEMENTS (€ thousand)

The Group's revenue is denominated in the following currencies:

	€ thousand	
	2017	2016
Euro	260,220	316,036
Algerian dinar	28,475	18,584
United Arab Emirates dirham	8,123	0
US dollar	253,576	248,568
Australian dollar	20,501	18,264
Canadian dollar	1,679	
Pound sterling	0	37,455
Mexican peso	0	677
Venezuelan bolivar	1,288	4,260
Argentinean peso	9,776	46,758
Indian rupee	0	1,889
Chilean peso	38,816	15,684
Peruvian nuevo sol	1,569	
Other currencies	103	949
	<b>624,126</b>	<b>709,124</b>

#### b) Foreign currency transactions

The amounts of foreign currency transactions are as follows:

	€ thousand	
	2017	2016
Sales	363,906	393,088
Purchases	(213,103)	(296,763)
Services received	(58,480)	(104,887)

#### 28. **Employee benefits expense**

	€ thousand	
	2017	2016
Salaries and wages	(95,586)	(103,021)
Termination benefits	(2,738)	(1,509)
Social security costs	(22,736)	(25,199)
Own work capitalised	-	-
Other employee benefits expenses	(368)	(537)
	<b>(121,428)</b>	<b>(130,266)</b>



## DURO FELGUERA, S.A. AND SUBSIDIARIES

### NOTES TO THE 2017 CONSOLIDATED FINANCIAL STATEMENTS (€ thousand)

#### 29. Operating expenses

	€ thousand	
	2017	2016
Leases	(7,217)	(7,349)
Repairs and maintenance	(2,613)	(4,328)
Independent professional services	(43,282)	(42,679)
Transportation	(10,403)	(9,877)
Insurance premiums	(5,116)	(1,683)
Banking and similar services	(8,461)	(10,320)
Advertising	(972)	(1,478)
Utilities	(5,839)	(12,715)
Other services	(25,352)	(24,895)
	<b>(109,255)</b>	<b>(115,324)</b>

#### 30. Other gains/(losses) net

	€ thousand	
	2017	2016
Capital grants	688	620
Other operating income	671	1,075
Operating grants	162	425
Gain/(loss) on disposals of assets	(1,061)	57
Impairment and losses on assets	(20,478)	(30)
Own work capitalised (Notes 7 and 9)	2,373	4,369
Taxes	(6,575)	(4,617)
Change in provisions	(119,634)	(1,304)
Other	7,319	9,466
	<b>(136,535)</b>	<b>10,061</b>

Impairments and losses on assets relate mainly to the impairment of goodwill of Núcleo Comunicación y Control for €12,313 thousand (Note 9) and the buildings in Madrid classified as non-current assets held for sale for €3,915 thousand (Note 6).

Change in provisions relates mainly to impairment of receivables from the Termocentro and Roy Hill projects for €46,477 thousand and €58,343 thousand, respectively. The remainder relates to the change in provisions explained in Note 26.



**DURO FELGUERA, S.A. AND SUBSIDIARIES**

**NOTES TO THE 2017 CONSOLIDATED FINANCIAL STATEMENTS  
(€ thousand)**

**31. Net finance income/(cost)**

	€ thousand	
	2017	2016
Finance expense and similar costs	(10,262)	(20,134)
Income for:		
– Financial interest	1,680	2,424
	(8,582)	(17,710)
Net foreign exchange difference	(10,038)	(1,477)
Change in fair value of financial instruments	(1,330)	(159)
<b>Total net finance income/(cost)</b>	<b>(19,950)</b>	<b>(19,346)</b>

In 2016, the large amount of finance costs was due primarily to the high interest rates borne on local financing in Argentina for the Vuelta de Obligado project, for €10,102 thousand. This financing was cancelled in the fourth quarter of 2016.

Net exchange differences for the year related mainly to the negative impact of the fluctuation by the US dollar, of €4,834 thousand, and the Algerian dinar, of €3,116 thousand.

Net exchange differences at 31 December 2016 related mainly to the positive impact of appreciation by the Australian dollar, of €1,561 thousand, offset by the negative impact of appreciation by the US dollar, of €3,112 thousand.

**32. Income tax expense**

	€ thousand	
	2017	2016
Current tax	(199)	(2,966)
Foreign taxes	1,422	581
Adjustments to current tax in respect of prior years	456	(5,260)
Adjustments to deferred tax in respect of prior years (Note 24)	(2,440)	945
Current year deferred tax (Note 24)	(51,960)	8,313
Effect of change in tax rate (Note 24)	-	(2,701)
Other	(374)	-
	<b>(53,095)</b>	<b>(1,088)</b>

The reconciliation of tax expense to accounting profit is as follows:



## DURO FELGUERA, S.A. AND SUBSIDIARIES

### NOTES TO THE 2017 CONSOLIDATED FINANCIAL STATEMENTS (€ thousand)

	€ thousand	
	2017	2016
Consolidated profit before tax	(218,123)	(18,050)
Tax calculated at 25% tax rate (25% in 2016).	54,531	4,512
Inter-group/branch adjustments and eliminations	(6,027)	(898)
Other non-deductible expenses	(9,421)	(7,049)
Adjustment in respect of prior years	(1,984)	1,766
Foreign taxes	1,422	-
Unrecognised tax losses	(41,513)	-
Derecognition of tax assets of prior years	(50,103)	581
<b>Tax charge</b>	<b>(53,095)</b>	<b>(1,088)</b>

The reconciliation between consolidated accounting profit and taxable income is as follows:

	€ thousand	
	2017	2016
Consolidated profit/(loss)	(254,496)	(18,197)
Share of non-controlling interests	(16,722)	(941)
Income tax	(53,095)	(1,088)
Consolidated accounting profit/(loss) for the year before tax	(218,123)	(18,050)
Permanent differences	66,110	39,628
Temporary differences	(3,531)	(8,439)
Preliminary tax base	(155,544)	13,139
Utilisation of unused tax losses of the tax group	-	(361)
Utilisation of unused tax losses outside the tax group	(1,455)	(914)
<b>Taxable income/(tax loss):</b>	<b>(156,199)</b>	<b>11,864</b>
Attributable to the tax group	(49,229)	(7,899)
Positive, non-tax group	9,056	24,011
Negative, non-tax group	(116,825)	(4,248)
	<b>(156,999)</b>	<b>11,864</b>

Taxable income/(tax loss) resulting from the estimation of 2017 income tax not was recognised (Note 24).

The effective tax rate in 2017 was 24.34% (2016: 6.03%).

Included were €1,455 thousand (2016: €914 thousand) for the offset of unused tax losses from companies outside the tax group.

Net temporary differences in the individual companies relate basically to the different treatment for accounting and tax purposes of the charge to and reversal of provisions.



## DURO FELGUERA, S.A. AND SUBSIDIARIES

### NOTES TO THE 2017 CONSOLIDATED FINANCIAL STATEMENTS (€ thousand)

Duro Felguera, S.A. and the Spanish subsidiaries in which it directly or indirectly holds an interest of over 75% pay income tax under the consolidated tax scheme. Under this scheme, the taxable amount is calculated on the basis of the consolidated results of Duro Felguera, S.A. and these subsidiaries.

Under the special tax consolidation system, the tax group reporting the taxable income is treated as single taxpayer for all purposes.

However, each consolidating company must calculate its own tax liability as if it were filing separately and account for corporate income tax payable or refundable (tax credit) on the basis of whether it contributes a profit or a loss.

On 21 January 2015, the Spanish taxation authorities (Agencia Estatal de la Administración Tributaria) notified the commencement of an audit of Tax Group 22/1978, the parent of which is Duro Felguera, S.A., in respect of corporate income tax for 2010 to 2012, and VAT Group 212/08, also headed by Duro Felguera, S.A., in respect of value added tax for 2011 to 2012, as well as of income tax withholding (earned income, professional fees and investment income) and non-resident income tax for 2011 and 2012.

On 17 May 2017, Duro Felguera, S.A. received a proposal for settlement of corporate income tax for €101 million, plus €22 million of late-payment interest. Moreover, the adjustment made from the inspection resulted in a reduction in tax losses for the consolidated Group of €27.5 million, and a reduction in unused tax credits of €2 million. These assessments were signed under protest. The settlement agreement is based primarily on the taxation authorities' discrepancies regarding the application by the Group of the exemption of foreign income obtained by temporary joint ventures operating abroad (specifically, UTE Termocentro), as provided for in article 50 of Legislative Royal Decree 4/2004, of 5 March, approving the Consolidated Income Tax Act in effect in the periods covering the tax inspections. The result of the inspection of other taxes was immaterial for the Group.

On 9 August 2017, an administrative appeal was filed with the Central Economic Administrative Court against the settlement agreement notified on 27 July 2017. In addition, on 15 February 2018, the Central Economic Administrative Court notified the Company that it could present allegations and evidence. It has up to one month to present its pleadings to the court.

In addition, as a result of these tax audits, the following settlement agreements were issued:

- Agreement for settlement of personal income-tax withholding to UTE TERMOCENTRO for €624 thousand plus €151 thousand for late-payment interest, dated 6 June 2017. On 5 July 2017, an administrative appeal was filed with the Central Economic Administrative Court against this agreement.
- Agreement for settlement of VAT to Duro Felguera for €2,552 thousand plus €601 thousand for late-payment interest, dated 19 July 2017. On August 24, 2017, an administrative appeal was filed with the Central Economic Administrative Court against this agreement.
- Agreement for settlement of corporate income tax - related party transactions to Duro Felguera for €326 thousand plus €75 thousand for late-payment interest, dated 17 July 2017.

Regarding the settlement agreements issued to Duro Felguera, S.A. for VAT and income tax - related party transactions, on 15 February 2018, the Central Economic Administrative Court notified the Company that it could present allegations and evidence. It has up to one month to present its pleadings to the court.

In addition, on 1 February 2018, the Spanish taxation authorities notified UTE TERMOCENTRO of a proposed resolution of sanction proceedings for €23.04 million. The sanction is based on the authorities' discrepancy regarding the taxable income charged by UTE Termocentro to its members. On 19





## **DURO FELGUERA, S.A. AND SUBSIDIARIES**

### **NOTES TO THE 2017 CONSOLIDATED FINANCIAL STATEMENTS (€ thousand)**

February 2018, an administrative appeal was filed with the Central Economic Administrative Court against this proposed sanction.

In the opinion of the Company's management and external tax advisors, it is unlikely that the amount of the assessments or the sanction will have to be paid. In this respect, management believes there are technical grounds supporting acceptance of all the criteria applied by the Group, which will most likely occur during the judicial review stage. The Company's opinion is predicated on its understanding that all the requirements were fulfilled for applying the exemption, and the fact that the criteria applied were not questioned with respect to the income from this UTE in the tax audit conducted in 2013, which was signed in agreement.

Accordingly, the directors considered that no liability should be recognised.

To date, the Company has not made any payments related to these proceedings. The taxation authorities agreed a suspension with the contribution of real estate collateral for the amounts owed from the settlement agreements of VAT, personal income-tax withholding and corporate income tax - related party transactions. Regarding the liability from the proposal for settlement of income tax of €101 million plus €22 million of late-payment interest, the Company has requested suspension of enforcement of the settlement agreement contributing real estate collateral for €29 million and requesting partial waiver of guarantee for the remainder (€94 million). The process is currently awaiting a resolution.

On 6 March 2018, the Spanish taxation authorities notified the commencement of an audit of Tax Group 22/1978, the parent of which is Duro Felguera, S.A, in respect of corporate income tax for 2013 and 2014, and VAT Group 212/08, also headed by Duro Felguera, S.A, for the period from 4/2014 to 12/2014, as well as of income tax (earned income, professional fees and investment income) and non-resident income tax for said Company for the period from 4/2014 to 12/2014.

The parent company's directors do not expect any additional liabilities to arise from these inspections that might have a significant effect on the accompanying consolidated financial statements.



## DURO FELGUERA, S.A. AND SUBSIDIARIES

### NOTES TO THE 2017 CONSOLIDATED FINANCIAL STATEMENTS (€ thousand)

#### 33. Earnings per share

##### a) Basic

Basic earnings per share is calculated by dividing the profit attributable to the shareholders of the company by the weighted average number of ordinary shares in issue during the year (Note 16).

	<u>2017</u>	<u>2016</u>
Profit/(loss) attributable to shareholders of the company (€ thousand)	(254,496)	(18,197)
Weighted average number of ordinary shares in issue (thousand)	144,000	144,000
Basic earnings/(loss) per share (€)	<u>(1.77)</u>	<u>(0.13)</u>

##### b) Diluted

Diluted earnings per share is calculated by adjusting the weighted average number of ordinary shares outstanding to assume conversion of all dilutive potential ordinary shares. The Company does not have any dilutive potential ordinary shares.

#### 34. Dividends per share

No dividend were paid in 2017 and 2016.



**DURO FELGUERA, S.A. AND SUBSIDIARIES**

**NOTES TO THE 2017 CONSOLIDATED FINANCIAL STATEMENTS**  
(€ thousand)

**35. Cash generated from operations**

	<b>€ thousand</b>	
	<b>2017</b>	<b>2016</b>
<u>Profit/(loss) for the year</u>	(271,218)	(19,138)
<u>Adjustments for:</u>		
- Taxes (Note 32)	53,095	1,088
- Depreciation of property, plant and equipment (Note 7)	6,065	5,889
- Amortisation of intangible assets (Note 9)	3,794	2,278
- Depreciation of investment properties (Note 8)	405	406
- (Profit)/loss on disposal of property, plant and equipment and investment properties (Note 30)	1,061	(57)
- Depreciation of property, plant and equipment, and investment properties	12	525
- Amortisation of intangible assets	16,397	-
- Grants and other deferred income credited to the income statement (Note 30)	(727)	(620)
- Net movements in provisions	102,054	5,496
- Share-based payments (Note 28)	-	-
- Other movements in financial assets	4,045	(5,057)
- Interest income (Note 31)	(1,680)	(2,424)
- Interest expense (Note 31)	10,262	20,134
- Other changes	(653)	-
- Share of loss/(profit) of associates (Note 10)	-	(52)
<u>Changes in working capital (excluding the effects of acquisition and exchange differences on consolidation):</u>		
- Inventories	6,725	(3,601)
- Trade and other receivables	56,512	(137,813)
- Financial receivables	-	33
- Other assets and liabilities	(29,683)	7,652
- Trade and other payables	16,331	17,515
<u>Cash generated from operations</u>	<b>(27,203)</b>	<b>(107,746)</b>

In the statement of cash flows, proceeds from sales of property, plant and equipment, intangible assets and investment properties comprise:

	<b>€ thousand</b>	
	<b>2017</b>	<b>2016</b>
Profit/(loss) on disposal of property, plant and equipment and investment properties	(1,061)	57
Proceeds from disposal of property, plant and equipment and investment properties	<b>604</b>	<b>87</b>



## DURO FELGUERA, S.A. AND SUBSIDIARIES

### NOTES TO THE 2017 CONSOLIDATED FINANCIAL STATEMENTS (€ thousand)

#### 36. Contingencies

The Group has contingent liabilities in respect of bank and other guarantees arising in the ordinary course of business, from which it does not expect any material liabilities to arise.

At 31 December 2017 and 2016, the Group had extended the following guarantees:

	€ thousand	
	2017	2016
For tender proposals	2,026	23,926
Guarantees in sales contracts in progress	523,476	705,746
Other	3,089	3,346
	<b>528,591</b>	<b>733,018</b>

Additionally, the Group has contingent liabilities in respect of litigation which are not expected to give rise to material liabilities other than those provided for (Note 26).

The Group has not provided any collateral as security for its projects. In addition, the Group has not received any guarantees other than those received by suppliers as prepayments and to ensure compliance, which are not controlled in detail as the Company understands that they do not imply any risk for the entity.

Bank and other guarantees related to the ordinary course of business relate mostly to guarantees provided by customers in respect of their contractual obligations. There are basically three types of guarantees:

- Advance payment: Customers provide monetary advances at the commencement of projects to meet project costs. Advance payment guarantees back the proper use of the advance payments in the project.
- Performance bond: Performance bonds guarantee execution of the work contracted by customers.
- Warranty: Warranties ensure the correct operation of the facilities built by the Group during the period covered thereunder.

The guarantees can be enforced by our customers in the event of breach by Duro Felguera of its contractual obligations; i.e. misuse of advances, defects or poor execution of projects, and non-compliance with obligations during the term of the guarantee. Non-compliance events are detailed in the commercial agreements governing the work.

These guarantees are provided by third parties on behalf of Duro Felguera, mainly banks and insurance companies that issue these instruments to customers on behalf of Duro Felguera. When the guarantees are enforced, the related bank or insurance company pays the customer or beneficiary and claims reimbursement of the amounts paid from Duro Felguera.

The probability of occurrence is remote and contingent on the correct performance of the work entrusted to us by our customers. Duro Felguera boasts an excellent reputation and prestige in executing its projects, which is clearly a mitigating factor for the risk of occurrence.



## DURO FELGUERA, S.A. AND SUBSIDIARIES

### NOTES TO THE 2017 CONSOLIDATED FINANCIAL STATEMENTS (€ thousand)

On 14 December 2017, the Company disclosed the receipt of the ruling by the Central Examining Court no. 2 of Madrid accepting the lawsuit filed against Duro Felguera, S.A. and other companies by the Special Prosecutor against corruption and organised crime over the potential existence of an alleged offence of corruption of a foreign authority or public official, in addition to alleged crime of money laundering in relation to payments amounting to approximately USD 80.6 million.

The circumstances surrounding the events the led to the prosecutor's proceedings and the lawsuit were:

- (i) the arrangement and subsequent execution of a contract entered into between Duro Felguera, S.A. and Venezuelan public company C.A. Electricidad de Caracas for the construction and commissioning of a combined-cycle power plant in Venezuela (the "Termocentro contract" worth more than USD 2 billion).
- (ii) the payments made in respect of the commitments undertaken by Duro Felguera, S.A. in consulting, advisory and technical assistance service agreements, first to Técnicas Reunidas C.A. (TERCA), on 3 December 2008, and then to Ingeniería Gestión de Proyectos de Energía, S.A. (INGESPRES), which assumed the former's contractual position from April 2011.

In light of these events, the parent company has launched an internal investigation in accordance with the procedures applicable to this type of situation (Regulation 537/2014 of the European Parliament and of the Council), to clarify the events. In the opinion of the Company's lawyers and directors, although the investigation has not produced evidence of liability for the Company, since the process in the early stages, the directors considered that, based on the information available at the date of authorisation for issue of the financial statements, it is not possible to determine the probability or extent of the potential consequences, which will depend on the outcome of the criminal proceedings in which, notwithstanding its right of defence, the Company is willing to cooperate.

#### Roy Hill

The Group is involved in arbitration proceedings with Samsung C&T in the Arbitration Court of Singapore related to the Roy Hill project, claiming AUD 310 million for guarantees unduly enforced, contracted work not paid, work not paid outside the contract and not recognised by Samsung as customer, and lastly, reimbursement of guarantees unduly enforced against the partner of the Forge consortium, since DFA appears in the proceedings as the head of this consortium.

Trade and other payables at 31 December 2017 included €77,002 thousand for amounts invoiced and receivable for the project, completed work pending certification and guarantees enforced by the customer. Liabilities includes a provision €41,805 thousand for the estimated exposure. Since the scope of the project consists mainly of the supply of equipment, mostly outsourced, it has "back to back" contractual provisions in sub-contractor agreements allowing for compensation of the guarantees enforced, whereby if Duro Felguera is in breach, this would be partially passed on to the third parties.

As at the date of these consolidated financial statements, there are guarantees provided to the customer that have not been enforced amounting to €5,552 thousand. These guarantees are payable on first demand, so they can be enforced at any time by the customer.



## DURO FELGUERA, S.A. AND SUBSIDIARIES

### NOTES TO THE 2017 CONSOLIDATED FINANCIAL STATEMENTS (€ thousand)

To safeguard its rights, Duro Felguera Australia is involved in two legal proceedings against its customer for breach of contract.

- First, it has filed certain claims through “Adjudications” for additional work performed and payment of work already carried out. While the “adjudications” were resolved in favour of Duro Felguera, the customer has appealed. The courts condemned the customer to pay AUD 11.7 million plus interest on one of the claims, but has yet to conclude on the rest due to procedural defects. This judgement was contested by both parties and is currently pending a legal resolution.

- In addition, on 17 March 2016, a claim was submitted to the Arbitration Court of Singapore covering all the claims against the customer. This is a legal arbitration to which UNCITRAL arbitration rules apply. The hearings have concluded and are now pending analysis and ruling by the Court of Arbitration, which is not expected until the end of 2018.

On conclusion of the hearings held in January and February 2018 in Singapore with testimony by experts and witnesses, and considering the opinion by the Company’s external legal advisor, the Group re-estimated the recoverable amounts, derecognising €55,796 thousand from assets as it no longer considered that this amount was recoverable from the customer and could not be passed on to the suppliers with which there are “back to back” contractual provisions.

The directors consider, after writing down this asset, the provision recognised under liabilities of €41,805 thousand covers that maximum amount of risk for Duro Felguera and do not expect any additional liabilities to arise that might have a significant effect on the accompanying consolidated financial statements.

#### Vuelta de Obligado

On 29 August 2016, an arbitration claim was filed with the Buenos Aires Stock Exchange against customer Central Vuelta de Obligado for cost overruns sustained during execution of the project, with the following items and amounts:

- Claim for delays in the availability of electricity and compensation for the new labour/trade union agreement, amounting to ARP631 million (approximately €26.7 million) at present. –
- Claim for technical modifications to the original project made at the customer’s request, amounting to ARP560 million (approximately €23.7 million) at present.
- Claim for losses caused by the sudden lack of representativeness in the scheme for recalculating prices, amounting to ARP631 million (approximately €26.7 million).
- Claim for additional measures adopted to prevent damage and higher costs arising from the default by Central Vuelta de Obligado, amounting to ARP773 million (approximately €32.7 million).

On 7 August 2017, the parties signed a supplementary agreement whereby they undertook to temporarily suspend the process until 29 May 2018, in order to close the combined cycle and complete the project within a reasonable period. During this period, the parties agree to suspend the deadlines in the arbitration and establish a 120-day negotiation period starting from completion and delivery of the project (agreed for 28 February 2018) to conclude the claims filed. If after the suspension no agreement is reached, the parties will be free to continue with the arbitration proceedings.



## DURO FELGUERA, S.A. AND SUBSIDIARIES

### NOTES TO THE 2017 CONSOLIDATED FINANCIAL STATEMENTS (€ thousand)

Regarding this claim, at 31 December 2017, the amount recognised was €47.3 million (Note 4.h), updated by the interest for the year at the interest rate indicated previously. The total amount of claims submitted at the closing rate was €127 million (ARP 2,595 million).

As part of this project, there is a contingent liability related to the arbitration before the Buenos Aires Stock Exchange, in which FAINSER, the partner of the temporary joint venture, is claiming, as subcontractor, amounts for various items for a total of USD 5,814,686 and ARP 514,814,518. At the same time, Duro Felguera Argentina has filed a claim against FAINSER for an amount between ARP 72,758,074 and ARP 105,153,312.04. The period for providing evidence has concluded and the parties now have until 28 September 2017 to present their cases. On 20 February 2018, the Court issued a final award in favour of UTE Duro Felguera Argentina, S.A. – Fainser, S.A. for a net amount of approximately €300 thousand.

#### Gangavaram Port Limited

The Group is involved in an arbitration in India with a customer of the GPLII project claiming guarantees enforced and unpaid invoices for €36,088 thousand. The process is pending hearing, with a final decision expected to be given in 2019. The plant has been delivered to the customer and is in operation. The maximum penalty under the contract for “Liquidated Damages” is 10%, for which a provision of €4,896 thousand has been recognised (Note 26).

Trade and other receivables includes €18,230 thousand for amounts invoiced and receivable for this project, and €15,954 thousand of guarantees enforced by the customer. No amount is recognised under “Completed work pending certification”. Suppliers includes €1,622 thousand in advances from customers related to this project.

The recoverability of the receivable on this project is due to the final award of contractual claims during the project's execution, failing to satisfy the conditions of 59.(a) to (f) of IAS 39 for recognition of impairment. The plant was delivered and is being operated by the customer, as shown on the customer's website ([www.gangavaram.com](http://www.gangavaram.com)), and the Company has allocated the maximum provisions for delays and penalties according to the contractual terms. The latest valuation by the legal advisors is dated 26 February 2018. It considered that a successful outcome in the arbitration claim submitted by the DFSA, FGI to recover the amount of guarantees was probable, since enforcement by the customer was legally and contractually improper, as the stage of completion of the project and the amount paid by the customer were far below the amount of completed work. It also considered as probable FGI's claim for the amount of contractual work completed. Although the arbitration is only in the initial stages, it is still unknown whether the customer will submit a counterclaim, which would be assessed at that time.

All GPLII's arbitration cases involve the same project, but each procedure is considered individually. Since this situation is new, it is not possible to determine an estimated date of conclusion.

The directors consider that the provision recognised covers that maximum amount of risk for Duro Felguera and, in the legal opinion of its external advisors, expect the amounts claimed to be recoverable. They do not expect any additional liabilities to arise that might have a significant effect on the accompanying consolidated financial statements.





## DURO FELGUERA, S.A. AND SUBSIDIARIES

### NOTES TO THE 2017 CONSOLIDATED FINANCIAL STATEMENTS (€ thousand)

#### Khrisna Port

The subsidiary in India, Felguera Grúas India, is involved in an arbitration, claiming a total amount of approximately €12.7 million for unpaid invoices and the reimbursement of guarantees. RVR has filed a counterclaim against FGI for €16.8 million for additional costs for its part of the contract scope and penalties.

Trade and other receivables includes €4,081 thousand for amounts invoiced and receivable for this project, and €3,924 thousand of guarantees enforced by the customer, as well as a provision for penalties of €696 thousand (Note 26) for the maximum contractual penalty for “liquidated damages” of 10%.

In an opinion issued on 26 February 2018, the external legal advisors considered it probable that a ruling will be in favour of FGI in its claim and counterclaim, since the unpaid invoices relate to completed work, deeming that the other counterclaims do not correspond to or are not covered under the contract. A final ruling is expected to come as of March 2018.

Meanwhile, in an arbitration proceeding, RVR is claiming €4.9 million from FGI for work performed as subcontractor in the Gangavaram (GPL) project, although FGI has submitted a counterclaim for €2 million for work not carried out by RVR that FGI had to do with third parties. The external and internal legal advisors consider that the award will go in favour of FGI in both the claim and counterclaim given the work performed by FGI with the assistance of third parties, providing evidence that RVR did not execute its share of the project. Accordingly, no provision was recognised in this connection. No estimate can be made yet as to the timing of the final decision.

The directors consider that the provision recognised covers that maximum amount of risk for Duro Felguera and, in the legal opinion of its external advisors, expect the amounts claimed to be recoverable. They do not expect any additional liabilities to arise that might have a significant effect on the accompanying consolidated financial statements.

#### **37. Commitments**

##### Commitments to acquire fixed assets

Commitments to make investments at the reporting dates that were not made yet are as follows:

	€ thousand	
	2017	2016
Fixed assets	297	607



## DURO FELGUERA, S.A. AND SUBSIDIARIES

### NOTES TO THE 2017 CONSOLIDATED FINANCIAL STATEMENTS (€ thousand)

#### 38. Related party transactions

The following transactions were carried out with related parties:

##### a) Purchases of goods and services

	€ thousand	
	2017	2016
Purchases of goods and services		
- Associates	200	177
- Related parties	14	363
	<b>214</b>	<b>540</b>

##### b) Key management and director compensation

	€ thousand	
	2017	2016
Salaries and other short-term remuneration:		
- Members of the Board of Directors	1,061	1,111
- Management personnel	2,536	2,205
- Salaries and other short-term employee benefits	2,536	2,205
- Share-based payments	-	-
	<b>3,597</b>	<b>3,316</b>

The amount paid to management personnel includes €249 thousand of termination benefits.

##### c) Dividends and other benefits

	€ thousand	
	2017	2016
Dividends and other benefits distributed:		
- Significant shareholders (Note 16)	-	641
	<b>-</b>	<b>641</b>

##### d) Year-end balances arising from sales/purchases of goods/services

	€ thousand	
	2017	2016
Receivables from related parties (Note 12):		
- Associates	174	409
- Related parties	-	-
	<b>174</b>	<b>409</b>
Payables to related parties (Note 23):		
- Associates	214	41
- Related parties	-	-
	<b>214</b>	<b>41</b>



## DURO FELGUERA, S.A. AND SUBSIDIARIES

### NOTES TO THE 2017 CONSOLIDATED FINANCIAL STATEMENTS (€ thousand)

e) Loans to related parties

	€ thousand	
	2017	2016
Opening balance	72	99
Additions	-	-
Loan repayments received	(18)	(27)
Closing balance	<b>54</b>	<b>72</b>

Loans relate solely to management personnel and bear interest at the 1-year Euribor rate.

f) Article 229 of the Corporate Enterprises Act: notification by directors of stakes held in companies with the same, analogous or similar corporate purpose, and the positions and duties they perform therein, and conflicts of interest:

In compliance with their duty to avoid conflicts of interest with the Company, during the year directors who held positions on the Board of Directors complied with the obligations provided in article 228 of the Consolidated Text of the Spanish Corporate Enterprises Act. In addition, both they and their affiliates refrained from the situations implying conflict of interest set out in article 229 of said Law, except in cases in which the relevant authorisation was obtained.

This information relates to the activities of the directors with respect to Duro Felguera, S.A. and its subsidiaries. In 2017, Javier Valero Artola and Ricardo Córdoba left their directorships and Jose Manuel Garcia Hermoso was appointed as director.

### 39. Joint ventures

The Group has interests with other companies in several joint operations. The following amounts represent the Group's share of the assets and liabilities, income and expenses of the joint operations:

	€ thousand	
	2017	2016
<b>Assets:</b>		
Non-current assets	21	21
Current assets	83,353	156,367
	<b>83,374</b>	<b>156,388</b>
<b>Liabilities:</b>		
Non-current liabilities	(87)	(87)
Current liabilities	(115,016)	(146,084)
	<b>(115,103)</b>	<b>(146,171)</b>
<b>Net assets</b>	<b>(31,729)</b>	<b>10,217</b>
Income	26,582	94,681
Expenses	(63,530)	(85,061)
<b>Profit after tax</b>	<b>(36,948)</b>	<b>9,620</b>



## DURO FELGUERA, S.A. AND SUBSIDIARIES

### NOTES TO THE 2017 CONSOLIDATED FINANCIAL STATEMENTS (€ thousand)

#### 40. Other information

##### a) Average number of Group employees by category

	<u>2017</u>	<u>2016</u>
Directors	1	1
Senior managers	10	12
Employees	1,446	1,503
Unskilled workers	739	833
	<u><b>2,196</b></u>	<u><b>2,349</b></u>

##### b) Number of men/ women by category

The distribution of Group employees at year-end is as follows:

	<u>2017</u>			<u>2016</u>		
	<u>Men</u>	<u>Women</u>	<u>Total</u>	<u>Men</u>	<u>Women</u>	<u>Total</u>
Directors	-	-	-	1	-	1
Senior managers	10	-	10	12	-	12
Other	1,633	336	1,969	1,868	368	2,236
	<u><b>1,643</b></u>	<u><b>336</b></u>	<u><b>1,979</b></u>	<u><b>1,881</b></u>	<u><b>368</b></u>	<u><b>2,249</b></u>

At 31 December 2017, there were 20 employees with a disability of greater than 33% (2016: 19 employees), all men, included under "Other".

##### c) Environmental disclosures

The Group has taken appropriate action to protect and improve the environment, and minimise, where appropriate, any environmental impacts, in accordance with the law.

##### d) Fees paid to the auditors and their group of companies or associates

Audit fees accrued by E&Y for the audit of the financial statements of all Group companies amounted to €624 thousand (2016: €583 thousand of fees accrued by E&Y for the audit of the financial statements of all Group companies).

Other assurance services provided in 2017 by companies using the E&Y brand amounted to €608 thousand (2016: €207 thousand of other assurance provided by the E&Y network).



## **DURO FELGUERA, S.A. AND SUBSIDIARIES**

### **NOTES TO THE 2017 CONSOLIDATED FINANCIAL STATEMENTS (€ thousand)**

#### **41. Events after the reporting period**

On 16 January 2018, an extension of the standstill agreement was signed with the financial institutions with monthly renewal to a limit of 15 April 2018.

On 27 February 2018, the Via de los Poblados and Las Rozas buildings were sold for the same amounts included in Note 6. The related lease was cancelled, resulting in a reduction in borrowings of €20,861 thousand.

#### **42. Additional note for English translation**

These consolidated financial statements are presented on the basis of accounting principles generally accepted in Spain. Consequently, certain accounting practices applied by the Company may not conform with generally accepted principles in other countries.



**DURO FELGUERA, S.A. AND SUBSIDIARIES**  
**2017 MANAGEMENT REPORT**

**DURO FELGUERA, S.A. AND**  
**SUBSIDIARIES**  
**2017 Management Report**



## DURO FELGUERA, S.A. AND SUBSIDIARIES

### 2017 MANAGEMENT REPORT

#### CORPORATE INFORMATION

##### Organisational structure

The Group specialises in executing turnkey projects for the energy, industrial and Oil & Gas facilities, providing industrial services and manufacturing capital goods, with a strong international business projection. It is organised in five business segments: Energy, Mining & Handling, Oil & Gas, Specialised Services, Manufacturing and others.

The parent company's Board of Directors is the chief operating decision-maker and is composed of eight members (including three independent directors) in accordance with the Bylaws, which stipulate that the Board of Directors shall be formed by a minimum of six (6) and a maximum of twelve (12) members. The main responsibilities of the Group's Board of Directors consist of defining strategy, responding to shareholders, proposing dividend distributions to the Annual General Meeting, and supervising financial management and reporting.

##### Business model

DF is a knowledge and person-based company, specialising in projects that are tailored to its customers' needs. Given its international presence, DF must analyse and manage risks in highly diverse economic, political and social environments. The Company currently obtains 87% of revenue from projects developed outside of Spain.

DF's business lines are synergistic. Specialised Services guarantee excellence in the development of the projects managed by the major project lines of business. This is a performance guarantee that affords a competitive advantage.

DF also enjoys a flexible and streamlined decision-making structure, enabling it to adapt quickly to the changes inherent in the market in which it operates.

#### GENERAL PERFORMANCE

	€ thousand		
	2017	2016	% Change
Revenue	624,126	709,124	-12.0%
EBITDA	(173,032)	8,564	-2,120.5%
Profit/(loss) before tax	(218,123)	(18,050)	1,108.4%
Order intake	576,012	624,820	-7.8%
Order backlog	1,161,749	2,200,936	-47.2%





## DURO FELGUERA, S.A. AND SUBSIDIARIES

### 2017 DIRECTORS' REPORT (€ thousand)

In 2017, the Company conducted an intensive search for partners given the financial constraints limiting its activity. The search for partners in the domestic and international markets, with Rothschild as advisor, led to numerous contacts, visits and due diligences from several companies and an in-depth review of ongoing projects, including their current stage of completion and the estimated costs of completion. This review led to adjustments in a number of projects begun in previous years, which arose in December, when they were notified in a price-sensitive information disclosure, and at the reporting date.

The decrease in activity caused by the Group's financial position was reflected in lower sales compared to 2016 and in negative margins caused by the higher relative proportion of overheads in all business lines except Services, which benefited from execution of the Luján and Matheu projects.

Order intake was down 8% in the year, at €576 million. Key projects by amount include: the 500 MW Jebel Ali "K" open cycle power plant in Dubai for €204 million, with financing from the Dubai Islamic Bank (DIB); the installation of a gas recovery system in Belarus for OJSC Naftan for €84 million; and the supply of coal for the Petacalco power plant in Mexico, for over USD 130 million.

The backlog, which was reviewed in accordance with the project deadlines, was undermined by the elimination in October of four projects worth a combined €918 million, and by sales, which outstripped new order intake in the year.

The in-depth review of all projects led to certain adjustments to some begun in previous years, as disclosed in a price-sensitive information notice at the end of December, and to new adjustments at the year-end.

Net loss for the year amounted to €254.5 million, with negative EBITDA of €173 million. Adjusted for provisions for litigation of €57 million and impairment of sovereign debt of €46 million, EBITDA was a negative €70 million. These losses and provisions left negative equity at the consolidated and individual level of €164.8 million and €181.1 million, respectively, which the Company should correct.

Project-by-project analysis of EBITDA shows the following deviations:

- Recope (Oil & Gas. LPGs storage terminal in Costa Rica): delay in delivery of the plant, which was started in 2012, and the related costs, which gave rise to an impairment of €15 million. The estimated date of completion of the project is 2019.
- Fluxys (Oil & Gas. Enlargement of the regasification plant in Belgium): higher expatriation costs and the award of certain items gave rise to an impairment of €18 million. The DF team has been reinforced, as per the request by the customer. The project commenced in 2015, with estimated completion in 2019.
- Vuelta de Obligado (Energy. Power plant in Argentina): A provision for €15 million has been set aside for additional costs to complete the remaining work. The relationship with partner on the project, GE, remains solid. The project commenced in 2012, with estimated completion in 2018.



## **DURO FELGUERA, S.A. AND SUBSIDIARIES**

### **2017 DIRECTORS' REPORT (€ thousand)**

There were also differences in EBITDA due to the amounts related to litigation, where the expected outcome of commercial negotiations with customers gave rise to an impairment of €57 million. An impairment of €46 million was also recognised for amounts receivable in Venezuela, due to the default –selective and for the first time– on payment of the country's sovereign debt and despite the positive expectations for payment given the Termocentro project's strategic importance.

The net loss was also the result of impairment losses of €25 million, mainly from the goodwill related to Núcleo Comunicación y Control and investment properties, and the derecognition of €53 million of deferred tax assets. The amount of the excess of deferred tax assets over deferred tax liabilities was derecognised from the balance sheet. Once the Company secures the refinancing, it will re-estimate the adjustment and consider whether to recognise the assets again.

In February 2018, the Company negotiated the terms and conditions of a proposal for a refinancing arrangement with banks after previously signing three standstill agreements (from June to September 2017, September 2017 to 15 January 2018, and January to 15 April 2018). The proposed arrangement, with sufficient support from the banks, should result in a refinancing agreement that would become fully effective after successfully carrying out a capital increase of between €100 million and €125 million. The effectiveness of the agreement will allow for a significant reduction in financial leverage, restoring the company's own funds, improving liquidity and providing sufficient funding to carry out a new business plan in the coming years and, ultimately, relaunch the Company's business activity.

The Company has engaged the services of Fidentiis to assess the possibility of carrying out a successful capital increase in the market, while at the same time holding conversations with private investors interested in taking an ownership interest in the Company. The first prospectations have been promising, with the analysis process set to continue over the coming weeks.

As part of the asset disposal process, the office buildings in Madrid and Las Rozas were sold, generating around €7 million of liquidity.

The Company is implementing a plan to boost efficiency, focusing especially on overheads. The aim is to make the least efficient business divisions viable again and improve productivity relative to peers. As part of this plan, both the added value structure of the businesses and the labour cost of internal processes are being analysed. The target of the plan is to increase added value on sales by 5% and reduce salary costs of employees not related to the direct delivery of projects abroad by 20%. A renowned company has been engaged to provide the legal support, based on similar readjustments in the industry.

Net financial debt at 31 December 2017 stood at €271.9 million, up €47 million from the year before. This was the combined result of a decrease in gross debt in the first quarter of the year and cash burn to meet working capital requirements of projects underway.

Tax audits by the taxation authorities are still underway in accordance with the procedural milestones established. Allegations against the Central Economic Administrative Court are scheduled to be presented soon. The Company's management and tax advisors consider it unlikely that any payment will have to be made in this connection.



## DURO FELGUERA, S.A. AND SUBSIDIARIES

### 2017 DIRECTORS' REPORT (€ thousand)

As at the date of these financial statements, an internal investigation into the matter had been conducted, as provided for in Regulation 537/2014 of the European Parliament and of the Council, concluding that the Company's commercial practices in Venezuela did not show any illegal conduct and are within the standard commercial and legal guidelines.

Regarding notification of a ruling by Mercantile Court 3 of Gijón, accepting for processing the request by ITK (the company in receivership) for insolvency of a subsidiary and the parent, based on an alleged debt of €46 thousand, the Company has appealed this decision. The appeal, based on the subsidiary's financial soundness and the absence of commercial dealings between ITK and the parent company, has been accepted by the Court, suspending the application for receivership until findings are made.

### Business outlook

The Group expects to return to sustainable profit in 2019, considering 2018 to be a transition year, with the turning point coming once the financial restructuring and capital increase are completed. The Company's goal for 2018 is to complete the negotiations with the main financial institutions in the bank pool and execute the capital increase to restore its equity and provide financial footing so that it can deliver the current business plan. Also this year, the Company will implement the alternative measures designed to boost short- and medium-term liquidity. These measures include bringing in a partner, disposing of non-core assets, and carrying out an organisational streamlining.

### KEY INDICATORS

The key indicators (in thousand euros and percentages) are as follows:

	<u>2017</u>	<u>2016</u>
EBITDA	(173,032)	8,564
Working capital	(207,141)	154,919
Net debt	(271,881)	(224,745)
Order backlog	1,161,749	2,200,936
Basic and diluted earnings per share	(1.77)	(0.13)
Gearing	62.25%	216.99%

### MAIN RISKS AND UNCERTAINTIES

#### Operational risk

The main risk associated with turnkey projects relates to start-up and execution deadlines (technical risks). Thanks to the experience gained in this type of project, the Group boasts a strong performance track record, with few penalties applied historically by customers. Project managers assess project performance regularly, reporting the results to line managers who, in turn, report to the executive chairman.

Independently, the Board monitors situations that could imply a relevant risk.



## DURO FELGUERA, S.A. AND SUBSIDIARIES

### 2017 DIRECTORS' REPORT (€ thousand)

#### Foreign currency risk

The Group operates internationally and is exposed to foreign currency risk on transactions in foreign currencies, mainly the US dollar (USD) and Australian dollar (AUD), and to a lesser extent, local currencies in emerging countries, the most important of which at present are the Algerian dinar (DZD), the Chilean peso (CLP) and the Argentinian peso (ARP). Foreign currency risk arises on future commercial transactions, recognised assets and recognised liabilities.

To manage the foreign currency risk arising from future commercial transactions and recognised assets and liabilities, entities in the Group use various methods.

- Most contracts are arranged in "multi-currency", separating the selling price in the various currencies from the expected costs and maintaining the expected margins in euros.
- Financing of working capital relating to each project is denominated in the currency of payment.
- For amounts not covered by the above arrangements, exchange insurance or forward contracts are arranged for the required terms; decision-making on hedges is centralised in the Group's Finance Department.

#### Price risk

Projects that last two or more years initially involve a contract price risk, due to the effect of the increase in costs to be contracted, particularly when operating in the international market in economies with high inflation rates.

To minimise the effect of future cost increases for these reasons, the Group includes a scaled price review in contracts of this kind pegged to consumer price indices, as in the case of its contracts in Venezuela and Argentina.

At other times, contract or related subcontract prices are denominated in stronger currencies (USD) payable in local currency at the rate ruling on the collection date. These conditions are passed on to subcontractors.

#### Cash flow and fair value interest rate risk

As the Group has no significant non-current interest-bearing assets, the Group's income and operating cash flows are substantially independent of changes in market interest rates.

The Group's interest rate risk arises from non-current borrowings. Borrowings issued at variable rates expose the Group to cash flow interest rate risk which is partially offset by cash held at variable rates.

The Group analyses its interest rate exposure on a dynamic basis. Various scenarios are simulated taking into consideration refinancing, renewal of existing positions, alternative financing and hedging. Based on these scenarios, the Group calculates the impact on profit and loss of a defined interest rate shift. For each simulation, the same interest rate shift is used for all currencies. The scenarios are run only for liabilities that represent the major interest-bearing positions.



## DURO FELGUERA, S.A. AND SUBSIDIARIES

### 2017 DIRECTORS' REPORT (€ thousand)

#### Credit risk

The Group manages credit risk by taking into account the following groupings of financial assets:

- Assets arising from derivative financial instruments and sundry balances included in cash and cash equivalents.
- Balances related to trade and other receivables

Derivative financial instruments and transactions with financial institutions included in cash and cash equivalents are arranged with renowned financial institutions. The Group also has policies in place to limit the amount of risk held with respect to any financial institution.

Regarding trade balances and receivables, worth noting is that, given the nature of the business, there is a concentration based on the Group's most important projects. The counterparties are mostly state or multinational corporations, operating primarily in the energy, mining, and oil & gas industries.

Our main customers represent 57% of "Trade and other receivables" at 31 December 2017 (2016: 53%), relating to operations with the type of institutions indicated above. Accordingly, the Group considers that credit risk is extremely limited. In addition to the analysis performed before entering into a contract, the overall position of "Trade and other receivables" is monitored on an ongoing basis, while the most significant exposures (including the type of entities mentioned earlier) are monitored individually.

#### Liquidity risk

Prudent liquidity risk entails maintaining sufficient cash and marketable securities, the availability of funding from an adequate amount of committed credit facilities, and the ability to close out market positions. Due to the dynamic nature of the underlying businesses, an objective of the Group's Treasury Department is to maintain flexibility in funding by maintaining availability under committed credit lines.

Management monitors the forecasts for the Company's liquidity reserves based on estimated cash flows. The Company has credit lines that offer additional support to its liquidity position. Liquidity risk has increased, due mainly to the following circumstances:

- the failure to secure financing by the main financial institutions in the bank pool over the course of 2017 and the restriction on existing credit lines;
- the need to pledge cash or provide security deposits to guarantee fulfilment of projects due to the inability to provide guarantees; and
- the cost overruns on the Fluxys and Recope projects, and the costs of ongoing litigation over the Roy Hill project, which resulted in exceptional use of working capital.



## DURO FELGUERA, S.A. AND SUBSIDIARIES

### 2017 DIRECTORS' REPORT (€ thousand)

The parent company is currently negotiating a debt restructuring with the main financial institutions. The negotiations envisage maintaining sustainable debt and the conversion of another tranche into convertible shares and/or options. The parties are also negotiating access to a new, additional line of funding and bank guarantees. Talks with the banks are proceeding well and to schedule, although a potential agreement is contingent on the Company carrying out a capital increase. Accordingly, the Company has engaged a securities agency to evaluate interest and find prospective investors in a capital increase of up to €125 million. The current outlook is for a positive outcome regarding the capital increase. Both measures will enable the Company to strengthen its equity structure and provide the necessary financial soundness to continue its normal course of business, as outlined in the current business plan. To illustrate the support of the financial institutions, on 16 January 2018, a new extension of the standstill agreement was signed, with maximum maturity of 15 April 2018 (Note 41), in addition to the extension, until that date, of the current installment of Núcleo's syndicated financing.

In addition, the Company is exploring, together with its advisors, alternative measures to improve short- and medium-term liquidity. Measures include disposing of non-core assets, and carrying out an organisational streamlining. As part of these measures, on 27 February 2018, the Via de los Poblados and the Las Rozas buildings were sold, reducing borrowings by €21 million and leaving cash of €7 million.

### **NON-FINANCIAL STATEMENT**

#### **CORPORATE SOCIAL RESPONSIBILITY**

Duro Felguera is firmly committed to the United Nations Global Compact, formally undertaking this commitment when it became a signatory in September 2002. The Company claims, as part of its own, the 10 universally accepted principles enshrined in the Global Compact arising from the declarations by the United Nations in the areas of human rights, labour, environment and anti-corruption.

#### CSR Policy

Duro Felguera understands corporate social responsibility (CSR) as a commitment to sustainability, ethics and good practices in its relationships with stakeholders.

The Company has a CSR Policy, which sets out the main principles and general policy framework guiding its strategy and the corporate responsibility practices undertaken by the Company, in addition to best practices in corporate governance.

The general principles guiding the Company's CSR strategy and plans are:

- Firm commitment to respect the environment in the execution of all projects.
- Strict health and safety policies for personnel, facilities and execution of projects.
- Quality policies aimed at continuous improvement of processes.
- Continuous learning initiatives for Company employees on the execution of major projects and technical issues affecting the various businesses.
- Recruitment of young professionals, providing them with training and professional development geared towards international business.
- Transparency in all dealings with shareholders and investors, through communications via the website and active participation in various national and international forums.
- A strategy of constant dialogue with social agents on labour-related issues.
- Cooperation in developing the communities where the Company carries out its projects, helping to implement various types of infrastructure needed in the surrounding areas, especially where they are severely lacking.



## **DURO FELGUERA, S.A. AND SUBSIDIARIES**

### **2017 DIRECTORS' REPORT**

(€ thousand)

- Collaboration with various social, cultural and sporting organisations in areas where we operate.
- Compliance, supervision and monitoring of existing legislation, the Company's internal rules and regulations, and good corporate governance practices undertaken by Duro Felguera, while fostering cooperation with authorities and regulators.

Duro Felguera's corporate strategy regarding sustainability, the environment and social issues is geared especially towards achieving a sustainable and socially responsible business model, and setting sustainable and socially responsible business goals and strategies.

The Company also endeavours to enhance the Group's competitiveness by adopting management practices underpinned by innovation, efficiency, profitability and sustainability, while promoting the application of principles of equality, informative participation, transparency and trust in its dealings with stakeholders.

A key priority of Duro Felguera's corporate strategy on the social front is the contribution to the development of the local communities and regions where the Group has operations, aiming to maximise economic, social and environmental benefits for all.

In this vein, the Company strives to reduce the negative impacts of its operations by promoting responsible and sustainable management of the risks inherent in the execution of its projects.

Duro Felguera ensures strict compliance with prevailing legislation, internal rules and regulations, good governance recommendations and other applicable CSR practices at all times.

The CSR Policy outlines the commitments undertaken by the Company with its main stakeholders (employees, customers, suppliers, shareholders and investors); the environment, human rights, respect for people and diversity; society and the local communities where it has operations; anti-corruption, and tax matters.

#### General Code of Conduct

Duro Felguera has had a General Code of Conduct in place since 2009, which sets out the principles of integrity, honesty and transparency required of all Group employees. The code is designed to be the formal expression of good practices that should govern the conduct of Duro Felguera and its employees in discharging their functions and in their commercial and professional relationships.

The Company is firmly committed to the General Code of Conduct, which establishes the guidelines for compliance with the law; respect for human rights; professional development and equal opportunities; ethical conduct by Group employees; the prevention of potential conflicts of interest; the prohibition of bribery and corruption in all its forms; respect for the environment; transparency and objectivity in financial reporting; and transparency and honesty in relationships with customers and suppliers.

### **MATERIALITY ANALYSIS**

#### Preparation process

Duro Felguera conducts its own materiality analysis to identify material topics, considered as those that are relevant for DF's stakeholders, as well as for the Company itself and its corporate strategy.

In a first phase, Duro Felguera determines the general material issues using documentary sources from leading CSR authorities, such as the United National Global Compact, the Organisation for Economic Cooperation and Development (OECD) and a variety of specialist journals. The general material issues are rounded off with a benchmarking of the main industry players and sector publications.






**DURO FELGUERA, S.A. AND SUBSIDIARIES**

**2017 DIRECTORS' REPORT**  
(€ thousand)

Duro Felguera then maps the potential material issues to the issues identified by the Company's business lines and various departments, to detect material topics for the day-to-day business and the material topics for the stakeholders involved.

Based on this analysis, the material topics are arranged and prioritised in accordance with two variables: the importance attached by Duro Felguera's stakeholders and the importance attached by the Company at consolidated level (after the material topics identified by the manufacturing workshops, EPC projects and the Group's offices).

Result of materiality analysis



1	Health and safety
2	Employment conditions
3	Talent attraction and retention
4	Employee training
5	Diversity and equal opportunities
6	Environmental compliance
7	Waste management
8	Water
9	Materials
10	Electricity consumption
11	Regulatory compliance
12	Respect for human rights
13	Local communities
14	Prevention of illegal conduct and corruption
15	Project execution
16	Financial position
17	Business performance
18	Financial performance and fiscal transparency
19	Innovation



## DURO FELGUERA, S.A. AND SUBSIDIARIES

### 2017 DIRECTORS' REPORT (€ thousand)

#### HUMAN RESOURCES

##### Personnel

Duro Felguera's professionals are its main asset. The success of the Company's sustainability and its social and economic performance depend on them. Therefore, Duro Felguera particularly cares for the well-being of its employees. The CSR Policy sets out the guidelines for Duro Felguera with its employees, including:

- a) **Prohibiting** any type of employment or professional discrimination
- b) **Promoting** equal opportunities and fostering a merit-based corporate culture
- c) **Recruiting and promoting** professionals based on criteria of merits and abilities
- d) **Respecting** the freedom of association and collective bargaining
- e) **Promoting the professional growth of employees** of Duro Felguera, ensuring objectivity in evaluation processes, performance appraisals, and internal promotion

In 2017, the HR department continued to focus on two key issues closely related to Duro Felguera's business performance:

- 1.- Providing support to the various business lines' international projects in all matters related to expatriate and/or displaced employees, so that the projects can be completed, and stepping up cooperation and planning measures to achieve optimal results.
- 2.- Meeting the demand for qualified talent arising from requests by various areas of the Company, mostly to reinforce the teams related to the development of ongoing projects.

##### Recruitment of personnel

Over the course of 2017, a total of 158 recruitment process for qualified staff were carried out, mainly for inclusion in projects already under way. The breakdown is as follows:

Company	No. of processes	No. of candidates presented
DF Staff	4	18
DF Energía	27	290
DF Mining & Handling	11	110
DF Engineering	0	0
Services	17	518
Manufacturing	0	0
FIHI	80	333
DF Oil & Gas	1	14
Núcleo	13	31
Epicom	5	30
Total	158	1344



**DURO FELGUERA, S.A. AND SUBSIDIARIES**

**2017 DIRECTORS' REPORT**  
(€ thousand)

Training

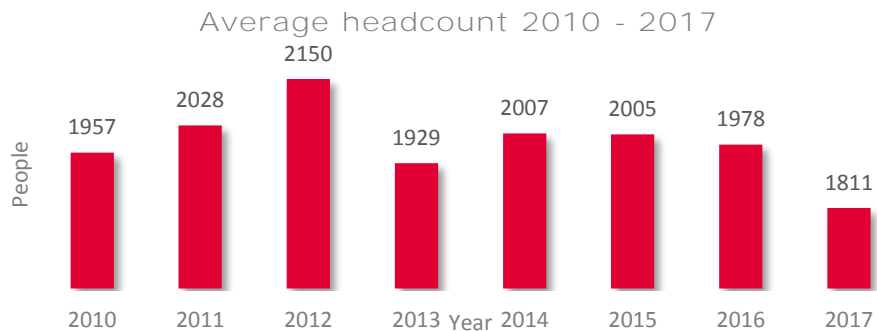
As in previous years, the Training Plan implemented in 2017 availed of reductions in social security charges through formalities completed with Fundación Tripartita (Tripartite Training Foundation). The following table presents data on training in 2017 and comparisons with 2015 and 2016:

Item	2015	2016	2017
Training actions	78	106	75
Participants	328	542	420
Training hours	11,295	28,395	10,938

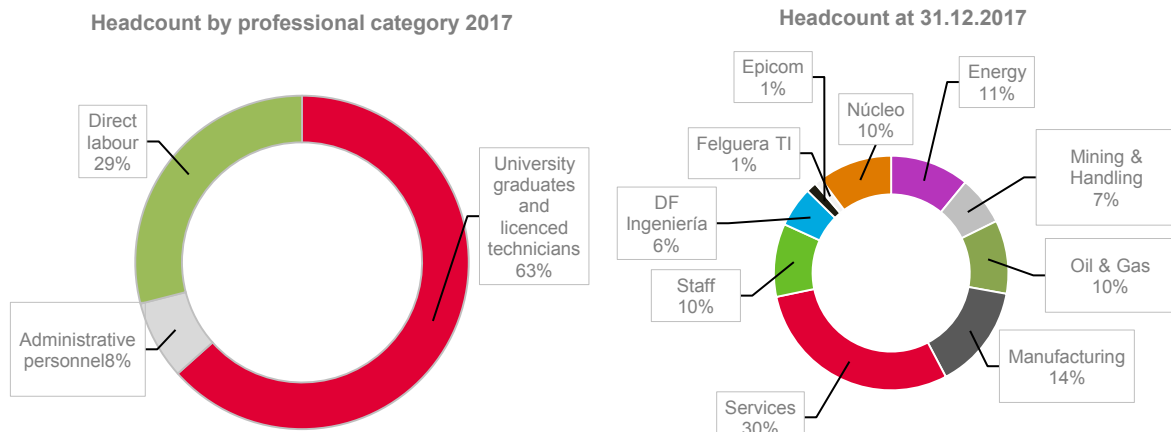
Of training given in the year, e-learning accounted for 4,930 hours and on-site training for 6,008 hours.

Employee data

The following charts illustrate the distribution of DF staff by different metrics:



Statistics for average workforce do not include local personnel.



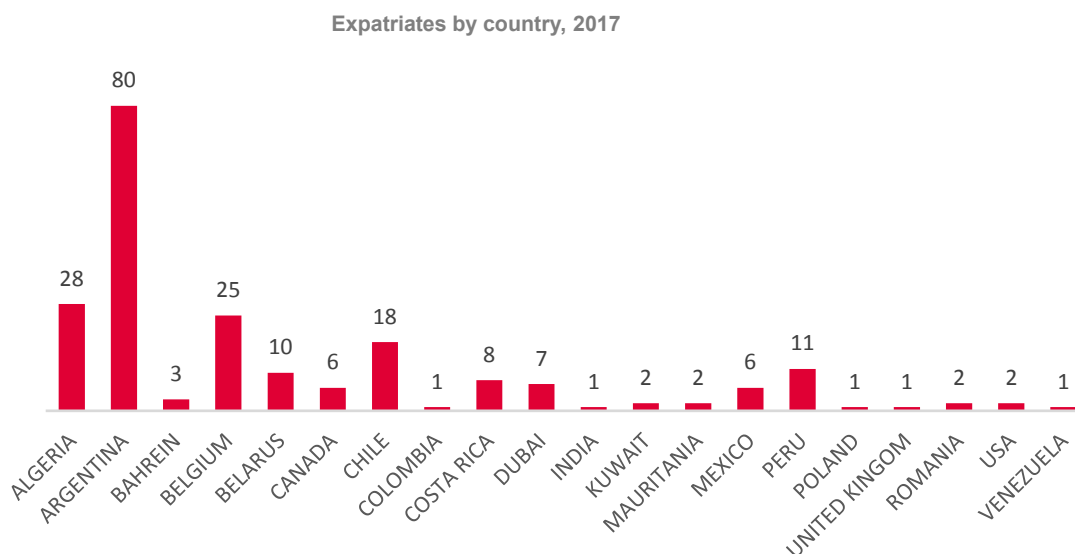


## DURO FELGUERA, S.A. AND SUBSIDIARIES

### 2017 DIRECTORS' REPORT (€ thousand)

#### Expatriates by country

DF currently has 215 ex-pat employees in the 20 countries where the Company has operations.



#### Staff restructuring measures

The key highlight of 2017 was the closure of activity of the manufacturing subsidiary, TEDESA (based in Llanera, Asturias). This required decisions with a social impact to be taken, including the loss of 40 jobs. The approach complied strictly with prevailing laws, honest and effective negotiation with the legal representatives of the workers affected and a final agreement entailing significantly better financial and employment terms than the minimal legal requirements.

An expert, legally accredited firm was engaged to offer outplacement services to employees requesting this (the majority), providing professional assistance to a group with a high level of seniority at TEDESA so that can they other opportunities in the labour market. Moreover, regarding particularly vulnerable employees, the least traumatic solutions possible were offered to employees over the age of 55.

#### **Health and safety**

As illustrated by the accompanying data, the number of labour-related accidents and incidents has declined considerably; in 2017, as in previous years, the Group's accident rates are far lower than the sector averages where it operates.



**DURO FELGUERA, S.A. AND SUBSIDIARIES**

**2017 DIRECTORS' REPORT**  
 (€ thousand)

Continuous improvement in this respect, not to mention the unwavering commitment to preserving the well-being of its employees, affords more direct and tangible benefits. For this, management reporting includes the amounts recovered of social security contributions for occupational hazards under a procedure set out in regulations known as the “Bonus-Malus” scheme, whereby compensation is given for continuous improvement in accident rates, investment in safety in the workplace, the structure of qualified internal professionals, and a management model that meets international standards.

Significant amounts are now being recovered through this scheme.

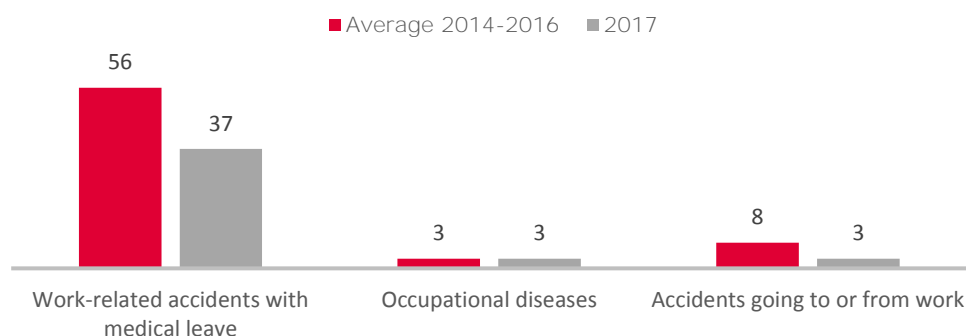
In this respect, substantial progress has been made in extending good occupational health and safety practices to the Company’s international projects. Even in countries that present challenges, a preventive culture and the integration of safety procedures in the development of operations bodes well, since irrespective of the project or destination, safety of both internal and subcontracted employees is improving and being addressed.

Accident rates

- Absolute values.

Statistics for average headcount of 1,811 employees (on staff in Spain) and 3,319,756 hours worked in 2017 (compared to the average of the last three years)

	Average (2014-16)	2017	Change
Work-related accidents with medical leave	56	37	-44%
Occupational diseases	3	3	=
Accidents going to or from work	8	3	-62%
Lost days	2,339	1,663	-29%





## DURO FELGUERA, S.A. AND SUBSIDIARIES

### 2017 DIRECTORS' REPORT (€ thousand)

- Injury rates:

Criteria: Directive 89/391/EEC on the introduction of measures to encourage improvements in the safety and health of worker at work. ESAW: EUROPEAN STATISTICS ON ACCIDENTS AT WORK

	<i>Average (2014-16)</i>	2017	Change
Accidents	2,829.75	2,043.07	-28%
Incidence rate	15.11	11.14	-26%
Severity rate	0.63	0.53	-15%

Injury rates in 2017 allowed DF to meet the requirements for availing of deductions in social security contributions provided for in Order TIN/1448/2010, entailing the reimbursement of up to 10% of Social Security contributions for professional contingencies.

Industrial hygiene: Over the course of 2017, hygiene actions were carried out with a representative population of more than 140 employees. In addition to these direct measurements of real working conditions, 159 non-employee environmental samples were taken to complement the direct measurements and provide the necessary arguments for an overall evaluation of the working environments.

Target results backed by 194 analyses were included in 60 hygiene reports.

Health monitoring: In 2017, a total of 1,752 health examinations were carried out under these specific protocols. Where required, the cases are complemented by specific analyses (8) and additional tests (2).

Audits of the SST Management System. Certification of the system in accordance with the OHSAS 18001:2007 standard was renewed in 2017 and is valid for the 2017-2019 period.

#### Mentions

- DFOM: ARCELOR Mittal, IBERDROLA (Lada) and IBERDROLA (Velilla)
- FIHI: PETROPERÚ. Talara refinery.
- DF MOMPRESA: ANSALDO Energía. Langage project (UK) / SIEMENS (Ascó nuclear power plant) / ENDESA, Review of Group III As Pontes.

#### ENVIRONMENT

Duro Felguera is also firmly committed to the environmental principles (7, 8 and 9) of the United Nations Global Compact, which state: "businesses should support a precautionary approach to environmental challenges"; "businesses should undertake initiatives to promote greater environmental responsibility; and "businesses should encourage the development and diffusion of environmentally friendly technologies", respectively.



## DURO FELGUERA, S.A. AND SUBSIDIARIES

### 2017 DIRECTORS' REPORT (€ thousand)

In its CSR Policy, the Company undertakes to “integrate the environmental variable into its strategic management and, in particular, sustainability and respect for the environment” and “promote and foster environmental protection and preservation, involving its managers, directors, and employees, as well as the Group as a whole [...] through continuous improvement, integration of the sustainability concept in the decision-making process and assessing the impact of its activity in the areas where it operates”.

Accordingly, the document includes the commitment to ensure that projects are executed and services rendered in an environmentally-sustainable and friendly way, carrying out environmental assessments in each activity, coordinating and promoting innovative initiatives to boost the efficiency, effectiveness and sustainable development of projects, and implementing an environmental management system (EMS) to control and minimise the environmental impacts caused by its activity (the Company has had a corporate EMS in place since 2012 certified under the ISO 14001 standard and endorsed by Lloyd's Register).

The goals set out in the Company's CSR Policy are expounded on in the **Duro Felguera Environmental Policy**, approved in 2012:

- 1. Integration** of environmental aspects and respect for the natural environment in the Group's strategy.
- 2. Assurance** that financial performance and environmental protection are compatible at all times through innovation and eco-efficiency.
- 3. Detection of areas of continuous improvement in DF's environmental management system** through regular checks to ensure that the system adapts to an increasingly competitive market and continuously changing environment at all times.
- 4. Strict compliance with laws**, ensuring that day-to-day operations are carried out in accordance with prevailing legislation and regulations, as well as other applicable environmental requirements.
- 5. Prevention of pollution**, ensuring continuous improvement and prevention of pollution by upgrading and reviewing performance, the achievement of targets and the assessment of environmental aspects and risks.
- 6. Sustainable development**, protecting the environment through sustainable resource usage.
- 7. Promotion of research and development** in new technologies and processes, to help tackle climate change and other environmental challenges, with a preventative approach, minimising environmental impacts where possible.
- 8. Information and training** of employees on the impacts arising from the development of the Group's processes and products to minimise the adverse effects of its activities on the environment.
- 9. Communication:** maintain channels of communication with stakeholders and society at large regarding the activities carried out and their relationship with the environment.





## DURO FELGUERA, S.A. AND SUBSIDIARIES

### 2017 DIRECTORS' REPORT (€ thousand)

In 2017, DF continued to integrate the environmental aspect into its strategic management as a key factor for maintaining its position in the market. To execute the policy, work continued on reviewing activities and processes to ensure that they are in accordance with the commitments established by senior management in the 2012 environmental policy. This ongoing review ensures that the Company not only complies with applicable environmental requirements, but also identifies opportunities to enhance its environmental performance, linking this to its approach as a sustainable company.

The main actions in 2017 targetted the following areas:

#### Control and minimise the significant environmental aspects

As an international company, the environmental impacts caused by its activities are diverse and mostly arise in the areas where it develops projects.

Aware of this, the Company designs, builds, and operates in accordance with environmental permits, which include environmental protection and the achievement of legally applicable operating parameters.

##### ➤ **Award and renewal of environmental permits:**

Before embarking on any projects, DF performs a thorough assessment of both regional and state legal requirements to ensure compliance with the environmental regulations of each country, anticipating potential requirements that could arise in order to obtain the permits or licences that represent critical elements for the project's proper development.

Noteworthy in 2017 was execution of the "Aconcagua" project entailing a co-generation plant in the Valparaiso region (Chile) for state-owned ENAP, an environmentally demanding project for both the country's legal framework and the customer's strict demands.

##### ➤ **On-site operational control:**

The business activity in any phase (design, construction, operation and maintenance) implies certain environmental impacts, which DF identifies and assesses regularly in order to prevent and minimise them as far as possible. Operations such as end-to-end water management, atmospheric emission control (noise and particles) and efficient waste management are some of the practices habitually implemented by DF in its projects.

##### a) **Monitoring programmes:**

Monitoring programmes are conducted to ensure that the atmospheric emissions and waste generated by the Company's activities are within the required limits. The aim is to check that the mitigation measures implemented in each project (e.g. land moisturisation, speed controls, placement of acoustic panels, installation of water treatment plants) are sufficiently effective to prevent any alteration in air or water quality. In 2017, environmental follow-ups were performed (air quality: particles, sound levels and waste water), complying with the monitoring programmes established for each project.



## DURO FELGUERA, S.A. AND SUBSIDIARIES

### 2017 DIRECTORS' REPORT (€ thousand)

#### b) Efficiency in waste management:

DF's objective is to apply waste handling and management strategies designed to minimise, reuse, and recycle the waste generated during the development of the activities of its projects. Waste management is performed bearing in mind the legal environmental framework, DF's policies and procedures regarding proper management practices, and the final disposal methods for each type of waste generated.

Noteworthy is that all DF projects are carried out with adequate separation and management of waste, with special attention paid to highly pollutant toxic waste. In 2017, DF adequately handled more than 8,300 tonnes of waste in its projects.

By type and destination:

Non-hazardous waste	Unit
Reuse	409.8 tonnes
Recycling	648.52 tonnes
Landfill	6,805.5 tonnes

Hazardous waste	Unit
Solid	458.75 tonnes
Used oil	9,922 litres

#### c) On-site environmental awareness-raising

Being aware of the importance of knowing the environmental risks of our activities, Duro Felguera remained committed to the on-site training of its workers in 2017, who, as major players in the large-scale DF projects, must be aware of the Group's environmental strategy.

Each project environmental technician must hold an environmental awareness-raising session (induction process) to anyone accessing the site. The main content of these induction sessions is:

- Significant on-site environmental aspects.
- Operational control: Control and mitigation measures for significant environmental aspects.
- Environmental emergency actions.

In addition to general induction sessions given on inclusion to the project, there are also awareness-raising sessions on more specific environmental issues.

In 2017, more than **7,500 man-hours** were spent on DF's international projects.



## DURO FELGUERA, S.A. AND SUBSIDIARIES

### 2017 DIRECTORS' REPORT (€ thousand)

#### d) Environmental emergencies

DF draws up specific environmental emergency plans for its activities. The objective is to know what steps must be taken to identify and address potential accidents and situations of environmental emergency, as well as to prevent and reduce the environmental impacts that could be related to them.

Regular checks are performed on the effectiveness of the emergency plans involving drills on the defined emergencies (simulations).

Where drills cannot be carried out, educational training activities are conducted. These activities may entail workshops/training and information courses, at which the guidelines of the Environmental Emergency Plan are explained.

Seven drills were conducted on DF's international projects in 2017.

##### ➤ Environmental training:

Environmental training plan 2016-2017: The following training actions were carried out in 2017 involving a total of 900 hours of formal training:

- Training of worksite staff or personnel related to worksites: technical staff, site managers, inspectors.
- Atmospheric, noise and light pollution, and pollution from odours
- Wastewater
- Management of waste and contaminated soils
- On-site environmental management

##### ➤ Environmental performance at offices: Asturias and Madrid:

Although the environmental impacts arising from our activities in offices would not appear to be significant compared to those arising in the development of our projects, there are certain environmental issues that must be identified and controlled in order to minimise our carbon footprint.

#### (i) Resource consumption

One of the main environmental issues arising in offices is the consumption of resources, including electricity, water, gas and paper. Pending final data for the year at consolidated level, resource consumption at offices was as follows:

Resource	Consumption	CO2 eq emissions	Conversion factors*
Electricity	2,792,990 kw·h	1,272,486.24 kg	1kWh= 0.4556 Kg CO2
Water	9,046 m3	7,128.25 kg	1 m3= 0.788 Kg CO2
Gas	1,019,862 kw·h	205,196.23 kg	1KWh=0.2012 Kg CO2
Paper	12.57 tonnes	37,710 kg	1Kg papel = 3 Kg CO2
TOTAL		1,522,520.72 Kg of CO2 eq	

\*Source: Environmental Ministry



## **DURO FELGUERA, S.A. AND SUBSIDIARIES**

### **2017 DIRECTORS' REPORT (€ thousand)**

#### **➤ Certified environmental management:**

DF has decided to include an environmental variable in its strategic business management via approval of its Corporate Environmental Policy.

The aim is to establish a common framework for environmental matters for coordination of the various plans and measures in place, respecting the autonomy and peculiarities of each business segment.

The implementation of this new Environmental Management System, which is certified in accordance with ISO 14001 requirements, integrates the partial certifications existing in the major projects and specialised services lines. At the same time, the manufacturing lines, with specific management systems for each activity, have had their own certification for more than 10 years.

## **QUALITY**

Duro Felguera is well aware that its customers are the ultimate recipients of its work and considers them essential for planning its activity and the continuous improvement processes aimed at professional excellence. Therefore, Duro Felguera develops a customer-centric management system, promoting ongoing communication with customers to know their needs and expectations of the Company and how it works, and converting them into internal requirements for the execution of its professional activity.

Duro Felguera believes excellence in the management of all processes and resources is the best way to create value (for customers, shareholders, employees and society in general). Accordingly, the DF Group makes efforts to shore up systems that ensure, guarantee and continuously improve these processes and enable the Group to quickly adapt to changes in global markets.

Another means of ensuring compliance by DF products and services is to control the quality of suppliers, and the products and services provided to the Company. This enables DF to ensure progress in executions in accordance with applicable rules and regulations for each project and location, thereby avoiding deviations that could affect its ability to meet customer expectations. As a result of this internal requirement, Duro Felguera places tight control over all its productions, with more than 1,500 days of inspection at suppliers' facilities. These inspections are performed on-site by DF's own inspectors or in conjunction with leading international inspection agencies.

DF focuses on project management, applying a system based on planned processes in its interactions and interdependencies, assessing its efficiency and gearing efforts towards achieving pre-determined objectives.

The Company is backed by numerous certifications and references in these endeavours, the most widely known of which are ISO 9001, ISO21500 and PMBok.

In the 1970s, work began on developing and implementing certified management/quality control systems. DF still holds these certifications (ASME systems for N, NPT, U, U2, R, S and A certificates, SQL, etc.), transferring the entire quality culture to the Group's new business lines.



## **DURO FELGUERA, S.A. AND SUBSIDIARIES**

### **2017 DIRECTORS' REPORT (€ thousand)**

In 2017, the Company prepared for adaptation to the new version of the 2015 ISO9001 standard, which has been fully implemented by Felguera-IHI. Certification under the new standard required certain changes, the most important of which entailed greater direct involvement of senior management in the Quality Management System, and records of risk assessments related to the Company's processes.

Continuous improvement is one of CF's main objectives. This undoubtedly involves a flexible attitude in response to the demands and changes requested by customers throughout all phases of a project, as well as in response to the constantly changing circumstances and opportunities offered by the market.

By carrying out and completing R&D&i projects initiated in previous years, DF achieved a solid position in specific aspects of technical quality in 2017, thanks to projects such as:

Study and analysis of highly elastic thermal ductile materials as an alternative to hardened and tempered materials.

Moreover, inspection systems were developed applying cutting-edge technologies, reducing the time-to-market of the Company's products. TOFD (Time of Flight Diffraction), PAUT (Phased Array) or Creeping Waves techniques have been used, along with in-house development of inspection scanners to replace x-rays in soldering of high thickness, resulting in considerable savings in execution times and reducing the period for delivery of equipment.

For quality management, DF has specialised staff by discipline (civil engineering, mechanical engineering, electrical engineering, quality management, and instrumentation and cost) from the Group's various business lines, with assistance from multinational industrial enterprises and renowned international inspection agencies. This enhances the Company's vision, coverage and solvency in aspects with the strictest quality requirements.

Ongoing cooperation with the main inspection agencies in the sector guarantees the international extension of the quality management approach.

### **REGULATORY COMPLIANCE, PREVENTION OF ILLEGAL CONDUCT AND CORRUPTION**

Duro Felguera is firmly committed to ethical business practices and principle 10 of the United Nations Global Compact, which states: "businesses should work against corruption in all its forms, including extortion and bribery".

In line with the commitment to anti-corruption and the prevention of illegal conduct, Duro Felguera's CSR Policy states that the Company's activity shall comply with the currently applicable legislation in all countries in which it operates, enforce Duro Felguera's internal code of conduct, implement the best practices of good corporate governance at all times and put mechanisms in place to prevent illegal conduct. In this vein, Duro Felguera is committed to the core values of integrity, transparency and responsibility.



## DURO FELGUERA, S.A. AND SUBSIDIARIES

### 2017 DIRECTORS' REPORT (€ thousand)

DF has an “Internal Regulations of Conduct in Securities Markets and Insider Information”, which outlines the behaviour required of the persons or entities subject to it who handle information that is confidential and/or price-sensitive for the securities market. These regulations set out the principles and guidelines in the market to provide corporate transactions with the necessary level of transparency so they are managed and controlled appropriately by the Company. The aim is to achieve greater transparency in reporting, in treasury share transactions, and to prevent conflicts of interest. The ultimate goal is to better safeguard the interests of investors in the Company's securities.

The Company's General Code of Conduct, which sets out the main guidelines for employee behaviour, prohibits corruption in all its form. Specifically, it prohibits “directly or indirectly offering, promising or giving something of value in order to influence the receiver to perform or refrain from performing an act for the benefit of or advantage to the Company, other group companies or a third party”, or “requesting, accepting or receiving something of value as consideration in return for performing or refraining from performing an act for the benefit of or advantage to any third party”.

Bribery includes other conduct such as: “Undercover” payments and facilitation payments to expedite procedures. These payments are common in some countries, but are strictly prohibited by DF, regardless of how insignificant the amount may be.

The General Code of Conduct also states that “All Professionals must comply with the laws in force in the countries where they carry out their activity, in both spirit and letter, and must insure they behave ethically in all their actions.”

Duro Felguera has a Crime Prevention Model, which serves as an organisational and management model implementing the necessary surveillance and control measures to prevent crimes and considerably reduce the risk of committing crimes. The Company has appointed a Regulatory Compliance Officer to, among other duties, prevent, detect and manage risks arising from breach of prevailing legislations, establish the appropriate policies and procedures, and develop a corporate regulatory compliance culture.

The Duro Felguera Ethics Line was updated in 2017. This is a channel, accessible both internally and externally, for reporting any breach of the Company's General Code of Conduct and the Crime Prevention Model, with full confidentiality and independence.

The platform guarantees the security and confidentiality of the reports, as well as the independence and impartiality in the investigation of reported incidents, and ensures the absence of retaliation for any type of complaints submitted in good faith. These improvements on the previous whistleblowing channel will become operational in 2018.

Lastly, Duro Felguera Board of Director's approved a specific anti-corruption policy in 2017. This policy outlines the commitments and objectives established by the Company, and further underscores the firm commitment to ethically responsible corporate behaviour.



## **DURO FELGUERA, S.A. AND SUBSIDIARIES**

### **2017 DIRECTORS' REPORT (€ thousand)**

In this DF policy, the Company undertakes to develop programmes and adopt the appropriate internal regulations and control to prevent and detect transnational bribery, corruption, money laundering, extortion, and fraudulent, collusive and coercive practices in all activities under its effective control.

Among the preventive measures in the policy, DF will promote training, providing the necessary, specific and mandatory courses on the anti-corruption programme, tailored to the Company's needs and circumstances. When necessary, subcontractors and suppliers must also receive training.

Duro Felguera will enforce its anti-corruption policy and its trading partners:

- To prohibit bribery in all trade transactions carried out directly or through third parties, including subsidiaries, joint ventures, agents, representatives, consultants, brokers, contractors, suppliers and any other intermediary under its effective control.
- To implement this policy and its programme at all commercial entities over which it has effective control.
- Where it does not have effective control, it encourages carrying out an equivalent programme in commercial entities in which it holds and investment or has significant business dealings.
- DF will take the right measures if the related commercial entities commit bribery or act in a way that is not consistent with the corporate programme.

## **RESPECT FOR HUMAN RIGHTS**

Duro Felguera is firmly committed to principles regarding human rights in United Nations Global Compact, specifically principles 1 and 2: "Businesses should support and respect the protection of internationally proclaimed human rights"; and "Businesses make sure that they are not complicit in human rights abuses."

Duro Felguera's CSR Policy details specifically the Company's commitments to human rights, respect for people and diversity.

In the policy, Duro Felguera states that it opposes any manifestation of physical, psychological or moral harassment and abuse of authority, as well as any other conduct that might generate an environment that is intimidating or offensive to the rights of persons. It also guarantees professional respect and mutual cooperation among Company employees or external service providers, and respect for diversity, equal opportunities and non-discrimination based on gender, age disability or any other circumstances. Duro Felguera's CSR Policy also places priority on the integral development of people and facilitates work-life balance. Lastly, the document includes the Company's commitment to recognising the rights of ethnic minorities in the countries where Duro Felguera has operations, and rejects child labour and, in general, any form of exploitation.





## DURO FELGUERA, S.A. AND SUBSIDIARIES

### 2017 DIRECTORS' REPORT (€ thousand)

In its General Code of Conduct, Duro Felguera notes that “DF Professionals must treat each other with respect, adopting cordial relations and a pleasant, healthy and safe working environment. All Professionals have the obligation to treat their colleagues, their superiors and their subordinates in a fair and respectful manner. Similarly, relations between DF Professionals and those of external companies or organisations with which they work shall be based on professional respect and mutual cooperation”.

Lastly, in 2017, Duro Felguera's Board of Directors approved a specific policy on human rights, reinforcing its commitment to principles 1 and 2 of the United Nation's Global Compact and guiding principles for businesses and human rights.

The Company considers this policy as a preliminary step towards full implementation of the obligation to respect human rights in all its processes and decisions and those of the companies comprising the DF Group, and undertakes:

- Not to violate, directly or indirectly, due to action or omission by itself or related parties, the human rights enshrined in the Universal Declaration of Human Rights.
- Respect internationally recognised human rights in the International Covenant on Civil and Political Rights, the International Covenant on Economic, Social and Cultural Rights, and the Declaration on Fundamental Principles and Rights at Work, in addition to other International Labour Organization conventions.
- Establish due diligence procedures for preventing and mitigating adverse impacts on human rights of third parties caused by transactions, products or services provided or originated from trade relations, which is one of the areas with the greatest risk.
- Respect OECD Guidelines for Multinational Enterprises and the United Nations Global Compact.
- Protect health and safety at the workplace and working environment, procuring safety, health and quality of life for both employees and third parties in the communities or cities where the Company operates or carries out its work.
- Prohibit child labour in all its forms, and not include any product or service in its business activity that involves this type of practice.
- Uphold the freedom of association, and the recognition of the right to collective bargaining.
- Encourage non-discrimination, ensuring equal opportunities.
- Promote fair and equal employment conditions.
- Reject any manifestation of physical, psychological or moral harassment and abuse of authority, as well as any other conduct that is degrading, intimidating or offensive to the rights of persons.
- Respect the rights of indigenous peoples of the communities where the Company carries out activity.
- Promote and encourage environmental protection and preservation.
- Reject corruption in all its forms.

In line with the CSR Policy, among others, there is a commitment to promoting and fostering compliance by suppliers and contractors with international standards and regulations on human rights.



## **DURO FELGUERA, S.A. AND SUBSIDIARIES**

### **2017 DIRECTORS' REPORT (€ thousand)**

#### **RESEARCH AND DEVELOPMENT**

Significant efforts were made in 2017 to continue several lines of research in a number of business areas so that the Company can remain at the technological forefront compared to its competitors. The Company also worked hard on R&A and the addition of new technologies to further enhance production processes. Meanwhile, progress was made on developing more efficient production manufacturing and inspection methods, highlighted by research into new hardfacing to allow for efficient manufacturing in a shorter amount of time.

The Company also undertook a major research project to obtain new processes for the production of larger equipment. This project has been recognised and supported by the Spanish Centre for the Development of Industrial Technology (CDTI).

DF Rail, the subsidiary specialised in railway track devices, continued developing its new anchoring system, achieving the first of the project's three milestones and starting on the second. The anchoring systems are expected to achieve the pertinent certifications in 2018, for final on-track tests this year.

The manufacturing line, through the Logistics Systems area, continued to pursue a strategy of process specialisation and automation in handling merchandise. A new project was initiated that will expand the range of products for automated lorry loading and unloading, offering new solutions.

In the DF Smart Systems line, the "Augmented Factory 4.0 (AF4)" project spearheaded by Felguera Tecnologías de la Información was successfully completed. This project was designed to develop an augmented reality system to support real time decision-making in industries, geared towards Industry 4.0. Meanwhile, work continued on technology-intensive products. Noteworthy achievements include progress on the SHERPA 5000 R. Meanwhile, DF Epicom, the Group company involved in cryptography, completed the development of its multi-purpose encryption tool and began the design of a new one with increased capacity offering even greater security.

Lastly, within the Oil & Gas sector, Felguera-IHI completed its project for the design of large canopies, enabling it to undertake the design of larger canopies in line with the overall trend in gas storage.



Centro para el Desarrollo  
Tecnológico Industrial



UNIÓN EUROPEA  
Fondo Europeo de  
Desarrollo Regional

#### **TREASURY SHARE TRANSACTIONS**

A total of 16,000,000 treasury shares, representing 10% of share capital, were held at 31 December 2017.

#### **AVERAGE PAYMENT PERIOD TO SUPPLIERS**

Note 23 to the financial statements provides information on the average payment period to suppliers.



## DURO FELGUERA, S.A. AND SUBSIDIARIES

### 2017 DIRECTORS' REPORT (€ thousand)

#### SIGNIFICANT EVENTS AFTER THE REPORTING PERIOD

On 16 January 2018, an extension of the standstill agreement was signed with the financial institutions, with monthly renewal to a limit of 15 April 2018.

On 27 February 2018, the Via de los Poblados and Las Rozas buildings were sold for the same amounts included in Note 6. The related lease was cancelled, resulting in a reduction in borrowings of €20,861 thousand.

#### ANNUAL CORPORATE GOVERNANCE REPORT

The Annual Corporate Governance Report for 2017 is attached as an appendix and forms an integral part hereof, as provided in article 526 of the Corporate Enterprises Act.

#### OTHER RELEVANT INFORMATION

##### Stock market data

The main stock-market data for the Group in 2017 and 2016 are as follows:

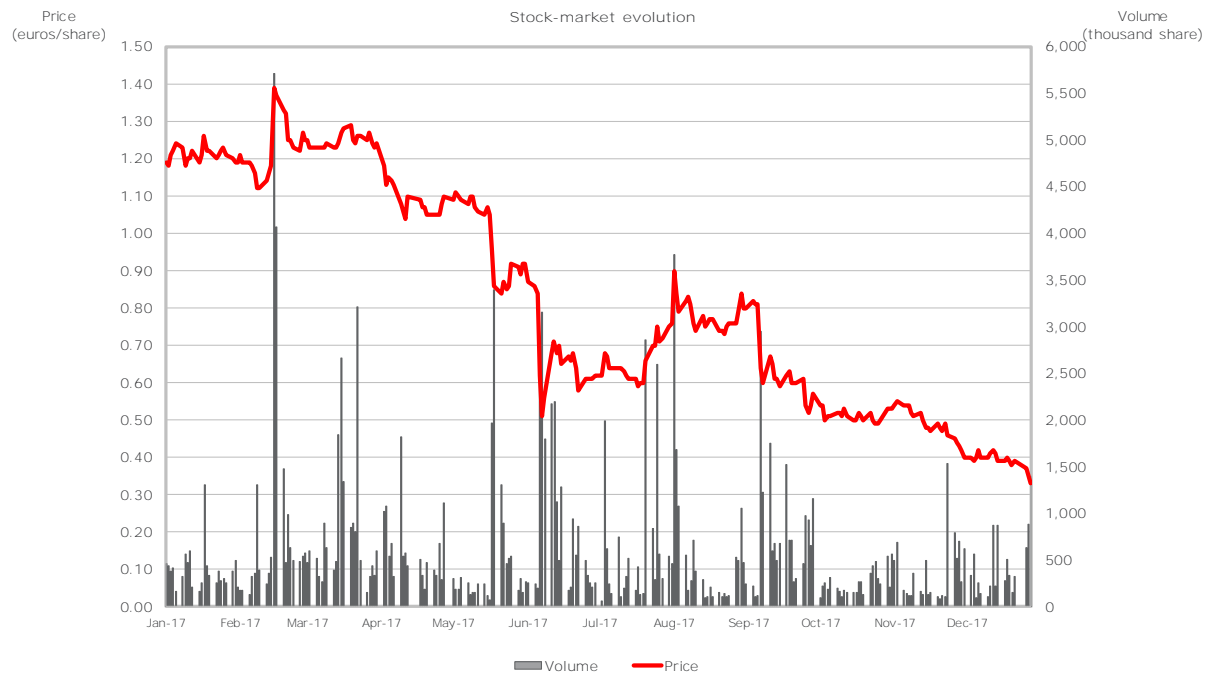
	<u>2017</u>	<u>2016</u>
Closing price	0.33	1.12
Period in the year	-70.54%	-15.15%
High (€)	1.48	1.77
<i>Date of high</i>	2/17/2017	4/25/2016
Low (€)	0.33	1.01
<i>Date of low</i>	12/29/2017	1/20/2016
Trading volume ('000 shares)	155,645	111,801
Cash (€000)	136,548	140,768
Number of shares (x 1.000)	160,000	160,000
Market cap at year-end (€000)	52,800	179,200

Source: Madrid Stock Exchange



## DURO FELGUERA, S.A. AND SUBSIDIARIES

### 2017 DIRECTORS' REPORT (€ thousand)



#### Dividend policy

After reporting a loss for the year, the Company will continue to suspend dividend distributions until it becomes profitable again.

## APPENDIX I

### ANNUAL CORPORATE GOVERNANCE REPORT FOR LISTED PUBLIC LIMITED LIABILITY COMPANIES

#### ISSUER'S PARTICULARS

**REFERENCE FINANCIAL YEAR-END**

31/12/2017

**TAX IDENTIFICATION CODE (CIF)**

A-28004026

**COMPANY NAME**

DURO FELGUERA, S.A.

**REGISTERED ADDRESS**

ADA BYRON, 90 - 33203 GIJÓN (ASTURIAS)

**ANNUAL CORPORATE GOVERNANCE REPORT**  
**FOR LISTED PUBLIC LIMITED LIABILITY COMPANIES**

**A OWNERSHIP STRUCTURE**

A.1 Complete the following table on the company's share capital:

Date of last modification	Share capital (€)	Number of shares	Number of voting rights
05/05/2010	80,000,000.00	160,000,000	160,000,000

Indicate whether there are different classes of shares with different associated rights:

Yes

No

A.2 List the direct and indirect holders of significant ownership interests in your company at year-end, excluding directors:

Name or corporate name of shareholder	Number of direct voting rights	Number of indirect voting rights	% of total voting rights
JUAN GONZALO ALVAREZ ARROJO	0	39,017,243	24.39%
UNCLAIMED ESTATE OF RAMIRO ARIAS LOPEZ	0	16,043,716	10.03%
ONCHENA, S.L.	8,087,407	0	5.05%

Name or corporate name of indirect owner of the interest	Through: Name or corporate name of direct owner of the interest	Number of voting rights
JUAN GONZALO ALVAREZ ARROJO	INVERSIONES SOMIO, S.L.	39,017,243
UNCLAIMED ESTATE OF RAMIRO ARIAS LOPEZ	INVERSIONES RÍO MAGDALENA, S.L.	16,043,716

Indicate the most significant movements in the shareholder structure during the year:

A.3 Complete the following tables on directors of the company that hold voting shares in the company:

Name or corporate name of director	Number of direct voting rights	Number of indirect voting rights	% of total voting rights
FRANCISCO JAVIER GONZÁLEZ CANGA	2,400	0	0.00%
ANGEL ANTONIO DEL VALLE SUAREZ	554,196	45,896	0.38%
ACACIO FAUSTINO RODRIGUEZ GARCIA	33,704	0	0.02%
INVERSIONES SOMIO, S.L.	39,017,243	0	24.39%
INVERSIONES RÍO MAGDALENA, S.L.	16,043,716	0	10.03%
INVERSIONES EL PILES, S.L.	10,974	39,017,243	24.39%

Name or corporate name of indirect owner of the interest	Through: Name or corporate name of direct owner of the interest	Number of voting rights
ANGEL ANTONIO DEL VALLE SUAREZ	BEATRIZ DEL VALLE ÁLVAREZ	45,896
INVERSIONES EL PILES, S.L.	INVERSIONES SOMIO, S.L.	39,017,243

% total of voting rights held by the Board of Directors
---

34.79%
--------

Complete the following tables on directors that hold share options in the company

A.4 Indicate, as applicable, any family, commercial, contractual or corporate relationships among owners of significant shareholdings, insofar as these are known to the company, unless they insignificant or arising from ordinary trade or exchange activities:

A.5 Indicate, as applicable, commercial, contractual or corporate relationships among owners of significant shareholdings and the company and/or its group, unless they are insignificant or arise from ordinary trading or exchange activities:

A.6 Indicate whether the company has been notified of any shareholders' agreements pursuant to articles 530 and 531 of the Corporate Enterprises Act (*Ley de Sociedades de Capital* or "LSC"). Provide a brief description and list the shareholders bound by the agreement, as applicable:

Yes

No

Indicate whether the company is aware of the existence of any concerted actions among its shareholders. If so, provide a brief description:

Yes

No

Expressly indicate any amendments to or termination of such agreements or concerted actions during the year:

No amendments were made.

A.7 Indicate any natural or legal persons that exercise or may exercise control over the company in accordance of Article 4 of the Spanish Securities Market Act. If so, identify:

Yes

No

Remarks
---------

A.8 Complete the following tables on the Company's treasury shares:

**At the financial year-end:**

Number of direct shares	Number of indirect shares (*)	% of total share capital
16,000,000	0	10.00%

**(\*) Through:**

Give details on any significant variations during the year, according to the provisions of Royal Decree 1362/2007:

Explain any significant changes
---------------------------------



**A.9 Detail the conditions and the period(s) of the authorisation(s) granted by the Shareholders' General Meeting to the Board of Directors for the issue, buy-back or transfer of treasury shares.**

The General Meeting authorised the Board of Directors carry out the derivative acquisition of treasury shares up to the maximum amount permitted by prevailing legislation for a period of five years from the date of the General Meeting, held on 22 June 2017.

See Appendix I, Explanatory Note 1.

**A.9.bis Estimated free float:**

	%
<b>Estimated free float</b>	50.18

**A.10 Indicate whether there are any restrictions on the transfer of securities and/or any restrictions on voting rights. In particular, report the existence of any type of restrictions that make it difficult to take control of the company by acquiring shares in the market.**

Yes  No

**A.11 Indicate whether the General Meeting has agreed to take neutralisation measures to prevent a takeover bid under Law 6/2007.**

Yes  No

If so, explain the measures approved and the terms under which the restrictions may be lifted:

**A.12 Indicate whether the company has issued securities not traded on a regulated market of the European Union.**

Yes  No

If so, identify the various classes of shares and, for each class of shares, the rights and obligations they confer.

**B GENERAL MEETING**

**B.1 State and, if appropriate, provide details of any differences between quorum established by the Corporate Enterprises Act (LSC) and the quorum required to hold a General Meeting.**

Yes  No

**B.2 Indicate and explain, if appropriate, if there are any differences with the system stipulated in the Corporate Enterprises Act (LSC) for adopting corporate resolutions.**

Yes  No

Describe how it differs from the system contemplated in the LSC.

B.3 Indicate the rules applicable to amendments to the company's bylaws. In particular, report any majorities required to amend the bylaws and any rules established for safeguarding shareholder rights when amending the bylaws.

Those provided in the Corporate Enterprises Act.

B.4 Provide details of attendance at General Meetings held during the reporting year and the preceding year:

Date of general meeting	Attendance data				Total
	% attending in person	% by proxy	% remote voting		
			Electronic voting	Other	
21/4/2016	12.23%	70.70%	0.00%	0.00%	82.93%
22/6/2017	11.09%	45.37%	0.00%	0.00%	56.46%

B.5 Indicate whether the bylaws impose any restrictions requiring a minimum number of shares to attend General Meetings:

Yes

No

Number of shares required to attend the General Meeting	400
---	-----

B.6 Section repealed.

B.7 Indicate the address and manner of accessing corporate governance and other information on General Meetings that must be made available to shareholders on the company's website.

[www.dfdurofelguera.com](http://www.dfdurofelguera.com)

The website has a section called "Investor's Area". There, a drop-down menu provides access to the "Corporate Governance" section, where the reports of previous years are available.

## C STRUCTURE OF THE COMPANY'S MANAGEMENT

C.1 Board of Directors

C.1.1 List the maximum and minimum numbers of directors stipulated in the bylaws:

Maximum number of directors	12
Minimum number of directors	6

C.1.2 Complete the following table with details of the members of the board:

Name or corporate name of director	Representative	Director category	Position on the Board	Date of first appointment	Date of last appointment	Election procedure
FRANCISCO JAVIER GONZÁLEZ CANGA		Independent	DIRECTOR	19/6/2014	22/6/2017	GENERAL MEETING RESOLUTION
ANGEL ANTONIO DEL VALLE SUAREZ		Proprietary	DIRECTOR	23/6/2011	22/6/2017	GENERAL MEETING RESOLUTION
ACACIO FAUSTINO RODRIGUEZ GARCIA		Executive	CHAIRMAN	25/5/2005	22/6/2017	GENERAL MEETING RESOLUTION
INVERSIONES SOMIO, S.L.	JOSE MANUEL LÓPEZ VÁZQUEZ	Proprietary	DIRECTOR	29/5/2003	22/6/2017	GENERAL MEETING RESOLUTION
INVERSIONES RÍO MAGDALENA, S.L.	MARIA TERESA ARIAS ZAPICO	Proprietary	DEPUTY CHAIRMAN	23/6/2011	22/6/2017	GENERAL MEETING RESOLUTION
INVERSIONES EL PILES, S.L.	JAVIER SIERRA VILLA	Proprietary	DIRECTOR	26/6/2003	22/6/2017	GENERAL MEETING RESOLUTION
ELENA CABAL NORIEGA		Independent	DIRECTOR	22/6/2017	22/6/2017	GENERAL MEETING RESOLUTION
JOSE MANUEL GARCÍA HERMOSO		Independent	DIRECTOR	22/6/2017	22/6/2017	GENERAL MEETING RESOLUTION

<b>Total number of executive directors</b>	<b>8</b>
--	----------

Indicate any directors who left during the reporting period:

Name or corporate name of director	Category of director at the time of departure	Date of departure
FRANCISCO JAVIER VALERO ARTOLA	Independent	26/4/2017
RICARDO CORDOBA	Independent	23/10/2017

C.1.3 Complete the following tables on board members and their respective categories:

### **EXECUTIVE DIRECTORS**

Name or corporate name of director	Position held in the comp
ACACIO FAUSTINO RODRIGUEZ GARCIA	CHAIRMAN

<b>Total number of executive directors</b>	<b>1</b>
<b>% of the board</b>	<b>12.50%</b>

### **EXTERNAL PROPRIETARY DIRECTORS**

Name or corporate name of director	Name or corporate name of significant shareholder represented or proposing appointment
INVERSIONES SOMIO, S.L.	INVERSIONES SOMIO, S.L.
INVERSIONES RÍO MAGDALENA, S.L.	CONSTRUCCIONES TERMORACAMA, S.L.
INVERSIONES EL PILES, S.L.	JUAN GONZALO ALVAREZ ARROJO

<b>Total number of proprietary directors</b>	<b>3</b>
--	----------

## EXTERNAL INDEPENDENT DIRECTORS

### **Name or corporate name of director:**

FRANCISCO JAVIER GONZÁLEZ CANGA

#### **Profile:**

Mr. González has a degree in Mining Engineering from the University of Oviedo. He has spent virtually his entire career at Duro Felguera. He joined the company in 1974 as Head of **Tyurnkey** Industrial Projects from Forjas y Aceros del Guadiana. He was later appointed Project Manager

Between 1984 and 1990, he held the position of Managing Director of Felguera Fluidos and later oversaw various business areas in the Servicios y Maquinaria Duro Felguera subsidiary. In 1996, he rejoined the parent company as Head of Industrial Development until 1999, when he took over as Head of Development and Marketing. From 2004, throughout the next 10 year Javier was in charge of the Strategy and Business Development Division.

He has held seats on the boards of directors of a number of investees in representation of Duro Felguera, including Befesa, Compañía General de Carbones, Sociedad Regional de Promoción del Principado de Asturias (SRP), Aser, Prisma, Rontalde and Eólica del Principado. He has also represented DF in organisations and institutions, such as Asociación Nacional de Fabricantes de Bienes de Equipo (Sercobe) or Instituto Tecnológico de Materiales de Asturias (ITMA).

As an expert in project engineering and development, the new DF director has been a speaker at several seminars and technical workshops, in Spain and several countries of Latin America, discussing a variety of topics, such as environmental technologies, internationalisation of engineering firms, urban waste, IT partnerships, globalisation and competitiveness.

### **Name or corporate name of director:**

ELENA CABAL NORIEGA

#### **Profile:**

Degree in Business and Economics from the University of Oviedo, with a post-graduate in tax technique at the University of Oviedo.

Currently accounting professor for the Master's in Tax Advisory programme Colegio de Economistas de Asturias (Asturias professionals economists association), and registered in the list of forensics for the Justice Administration Service and the Ministry of Finance, for which she prepares economic reports and advice.

She has worked as a freelance economist for Colegio de Economistas de Asturias, and is on record with the Tax Advisors Registry (Registro de Economistas Asesores Fiscales), overseeing the Álvarez Cabal Asesores consulting firm, specialised in financial-tax consultancy for small- and medium-sized enterprises. She has also been involved tourism- and construction-related projects.

### **Name or corporate name of director:**

JOSÉ MANUEL GARCÍA HERMOSO

#### **Profile:**

Boasts a lengthy professional career, with executive responsibilities and positions at a number of companies, international consultancy firms and investment banks.

Highlights include work as deputy chairman of Instituto Nacional de Industria, deputy chairman of the Spanish National Securities Commission (Comisión Nacional del Mercado de Valores or (CNMV) and chairman of its Advisory Committee. Noteworthy was his term as chairman of Corporación de la Siderurgia Integral, S.A. and executive chairman of Altos Hornos de Vizcaya, S.A. and ENSIDESA, and CEO and chairman of CSI Corporación Siderúrgica, S.A. and subsidiaries, from 1994 to 1996. At Grupo Amper, S.A., he was chief financial controller and member of the Management Committee, and has held seats on the boards of directors of the group's subsidiaries and at Prosegur, S.A., where he was general manager for resources and general manager for Mediterranean Europe.

After joining investment fund GED Capital, he has also held senior positions at several investees, including FAMA-Serdika, Romanian Energy Holding, TEB Energy Business and FASE Estudios e Proyectos, S.A. Was chairman of the board of directors of TEB Energy Business y Happy Tour and member of boards of ALUGASA y SFK España, SEAT e IBERIA, Barclays de Zoete and Wedd (BZW) España, Torres Ruiz, S.L, Comunicación Empresarial, S.A, and International Iron and Steel Institute, as well as independent director of GED Real Estate. Was vice-president of UNESID, Eurofer and member of the President's Committee. Has been a member of the advisory board of Progreso de la Dirección, with the role of director-controller from January 1998. Currently member of the board of directors of ADEX since April 2016 and of GED Sur since December 2014.

<b>Total number of independent directors</b>	3
<b>% of the board</b>	37.50%

List any independent Directors who receive from the company or group any amount or payment other than standard Director remuneration or who maintain or have maintained during the period in question a business relationship with the company or any group company, either in their own name or as a significant shareholder, Director or senior manager of an entity which maintains or has maintained the said relationship.

None.

If applicable, include a reasoned statement from the board detailing why the said director may carry on their duties as an independent director.

### **OTHER EXTERNAL DIRECTORS**

Identify the other external directors and detail the reasons why they cannot be considered proprietary or independent directors and their association with the Company, its executives or shareholders:

List any changes in the category of each director which have occurred during the year:

<b>Name or corporate name of director</b>	<b>Date of change</b>	<b>Previous category</b>	<b>Current category</b>
FRANCISCO JAVIER GONZÁLEZ CANGA	22/6/2017	Other external	Independent
ACACIO FAUSTINO RODRIGUEZ GARCIA	24/11/2017	Other external	Executive

C.1.4 Complete the following table on the number of women directors over the past four years and their category:

	<b>Number of women directors</b>				<b>% of total directors of each type</b>			
	<b>2017</b>	<b>2016</b>	<b>2015</b>	<b>2014</b>	<b>2017</b>	<b>2016</b>	<b>2015</b>	<b>2014</b>
<b>Executive</b>	0	0	0	0	0,00%	0,00%	0,00%	0,00%
<b>Proprietary</b>	0	0	0	0	0,00%	0,00%	0,00%	0,00%

	Number of women directors				% of total directors of each type			
	2017	2016	2015	2014	2017	2016	2015	2014
<b>Independent</b>	1	0	0	0	33,00%	0,00%	0,00%	0,00%
<b>Other external</b>	0	0	0	0	0,00%	0,00%	0,00%	0,00%
<b>Total:</b>	1	0	0	0	12,50%	0,00%	0,00%	0,00%

C.1.5 Explain the measures, if applicable, which have been adopted to ensure that there is a sufficient number of female directors on the board to guarantee an even balance between men and women.

**Explanation of measures**

There were several vacancies on the Board of Directors in 2017. To achieve a greater balance between women and men directors, the Nomination and Remuneration Committee submitted a proposal to the shareholders at the General Meeting to elect a woman with the appropriate professional profile, finally appointing, as independent director, Elena Cabal Noriega.

C.1.6 Explain the measures taken, if applicable, by the Nomination Committee to ensure that the selection processes are not subject to implicit bias against women candidates, and whether the company makes a conscious effort to include women with the target profile among the candidates for board places:

**Explanation of measures**

There are no selection procedures that are a barrier or could be a barrier to the selection of women directors. When seeking a certain professional profile, the Company takes into consideration the professional profile and only evaluates the profile that is most adequate to the corporate interests, without taking into account the gender of the candidate. There are no selection procedures that are a barrier or could be a barrier to the selection of women directors. When seeking a certain professional profile, the Company takes into consideration the professional profile and only evaluates the profile that is most adequate to the corporate interests, without taking into account the gender of the candidate.

The Company's Corporate Governance Policy provides that the Company should ensure that the procedures for selecting members favour a diversity of gender, experience and knowledge and have no implicit bias whatsoever and that, in particular, they favour the selection of women directors. Accordingly, the Nomination and Remuneration Committee's policy, in line with the doctrine enshrined in High Jurisprudence regarding "positive discrimination", states that in the search for candidates that best adapt to the corporate interest, the profile that contributes most professionally to the Company shall be considered. However, where two profiles are objectively similar, priority will be given to the least represented gender.

When, despite the measures taken, women directors are few or non-existent, explain the reasons:

**Explanation of measures**

The procedures for selecting directors do not have any implicit bias against women candidates, as profiles are chosen in accordance with needs of the Company. In 2017, following the criteria explained in the previous section, an independent woman director was appointed after considering that her professional profile matched the interests of the Company.

Despite the vacancies on the board in 2017, the proposal for appointment and re-election of directors considered exclusively that the professional profile of the candidates be the most suitable for the needs of the Company.

Moreover, it should be noted that of the eight board members, three are legal persons. Therefore, the management bodies of these legal persons appoint their natural person representatives.

C.1.6 bis Explain the findings of the Nominations Committee in its check of compliance with the director selection policy. Particularly, explain whether the policy pursues the goal of having at least 30% of total board places occupied by women Directors before the year 2020.

**Explanation of the conclusions**

Regarding the director selection policy applied to date, the Nomination Committee concludes that there is a balance in the Board's composition with respect to the various director categories, since it is a small cap company and (ii) independent directors occupy more than a third of board places. When selecting and nominating independent directors, a search process is followed that, as far as possible, guarantees the person's suitability for the position, especially with respect to the composition of the Board committees to which the candidate would be appointed, and especially considering their technical knowledge and professional experience within the Company.

Regarding the goal of having at least 30% of total board places occupied by women directors by 2020, in 2017, as vacancies arose on the board, shareholders at the General Meeting, on a proposal in the report by the Nomination and Remuneration Committee, appointed an independent woman director, giving 33% representation of women in the category of independent directors. Regarding board places occupied by women, as noted in C.1.6., there are three legal person directors, which appoint their representatives without the involvement of the Nomination and Remuneration Committee. The Nomination Committee only reports on natural person directors, with its actions limited to reaching the 30% goal among these.

#### C.1.7 Explain how shareholders with significant holdings are represented on the board.

Inversiones Somió, S.L. is director, and has another seat on the Board of Directors. Inversiones el Piles, S.L. is a member. Inversiones Río Magdalena, S.L. is Deputy Chairman and member of the Board of Directors

#### C.1.8 Explain, if applicable, the reasons why proprietary directors have been appointed upon the request of shareholders who hold less than 3% of the share capital:

Provide details of any rejections of formal requests for board representation from shareholders whose equity interest is equal to or greater than that of other shareholders who have successfully requested the appointment of proprietary directors. If so, explain why these requests have not been entertained:

Yes

No

#### C.1.9 Indicate whether any director has resigned from office before their term of office has expired, whether that director has given the board their reasons and through which channel. If made in writing to the whole board, list below the reasons given by that director:

**Name of director:**

FRANCISCO JAVIER VALERO ARTOLA

**Reason for resignation:**

Was independent director of the Company for six years and tendered his resignation alleging that personal reasons prevented him from remaining on the board.

**Name of director:**

RICARDO CORDOBA

**Reason for resignation:**

Was appointed by co-option by the Board of Directors. His appointment was ratified at the General Meeting. He tendered his resignation as director of the Company in October 2017, saying that,



due to personal reasons related to its private life, he could not dedicate the amount of time required to fulfil his corporate duties.

C.1.10 Indicate what powers, if any, have been delegated to the Chief Executive Officer(s):

C.1.11 Identify any Directors who are also executives or directors of other companies that form part of the listed company group:

Name or corporate name of director	Corporate name of the group entity	Position	Do they have executive duties?
ANGEL ANTONIO DEL VALLE SUAREZ	FELGUERA IHI. S.A.	Representative of Duro Felguera on the Board of Directors.	NO

C.1.12 List any company board members who are also members of the board of directors of other companies listed on official securities markets, other than your own group, that have been reported to the Company:

C.1.13 Indicate and, where appropriate, explain whether the company has established rules about the number of boards on which its directors may sit.

Yes

No

**Explain the rules**

Article 7.6 of the Regulations of the Board of Directors stipulates that directors or representatives of a legal person director cannot be:

- a) Natural or legal persons that hold a directorship position at more than five (5) companies whose shares are admitted for trading on a Spanish or foreign market.
- b) Natural or legal persons in any circumstances of incompatibility or prohibition provided for in applicable legislation, included those that in any way have opposing interests to those of the Company or its Group.

C.1.14 Section repealed.

C.1.15 List the total remuneration paid to the Board of Directors in the year:

<b>Board remuneration (thousands of euros)</b>	1,061
<b>Amount of the pension rights accumulated by current directors (thousand euro)</b>	0
<b>Amount of the pension rights accumulated by former directors (thousand euro)</b>	0

C.1.16 List any members of senior management who are not executive directors and indicate total remuneration paid to them during the year:

Name or corporate name	Position
JOSE CARLOS CUEVAS DE MIGUEL	DEPUTY GENERAL MANAGER TO THE CHAIRMAN
JESUS SALMERÓN UNTURBE	DIRECTOR OF LEGAL AFFAIRS
JUAN JOSÉ HERRERO RODRÍGUEZ	GENERAL MANAGER OF DF SERVICES AND DF INTELLIGENT SYSTEMS
FERNANDO LÓPEZ GONZÁLEZ	GENERAL MANAGER OF DF MANUFACTURING

JAVIER GARCÍA LAZA	GENERAL MANAGER DF ENERGY
LUIS MARIA DEZA GORDO	CORPORATE DIRECTOR OF STRATEGY AND BUSINESS DEVELOPMENT
JUAN OUTEIRAL VIANA	HUMAN RESOURCES DIRECTOR
ROBERTO PEREZ LOPEZ	GENERAL MANAGER OF DF MINING & HANDLING AND DF OIL & GAS
EMILIO SEOANE FIDALGO	PURCHASING DIRECTOR
FRANCISCO ALAEZ DIEZ	DIRECTOR OF ENGINEERING AND ICT

<b>Total remuneration received by senior management (thousands of euros)</b>	2.536
--	-------

C.1.17 List, if applicable, the identity of those directors who are likewise members of the Boards of Directors of companies that own significant holdings and/or group companies:

Detail, if appropriate, any relevant relations other than those indicated in the section above that link members of the Board of Directors with significant shareholders and/or their group companies:

C.1.18 Indicate whether any amendments have been made during the year to the Board of Directors' Regulations:

Yes

No

C.1.19 Describe the procedures for selecting, appointing, re-electing, evaluating and removing Directors. List the competent bodies, procedures and criteria used for each of these procedures.

In 2015, the Board of Directors approved a "Director Nomination and Selection Policy" which, in general, establishes a subjective scope of application for natural person directors and, in the case of legal person candidates, the natural persons that will represent them.

The process and the procedure is summarised as follows:

The Company's Nomination and Compensation Committee proposes the nomination or re-election of independent directors, while the Board of Directors is responsible for nominating or re-electing proprietary, executive and other external directors.

Within the framework of the process of selecting prospective candidates for seats on the Board of Directors, and notwithstanding the competencies of the General Meeting, the Nomination and Remuneration Committee will have the following authorities:

- Evaluate the competencies, knowledge and experience necessary for the Board of Directors. To this end, the Committee shall define the duties and capabilities necessary in candidates who shall fill each vacancy and evaluate the time and dedication necessary in order to efficiently fulfil their commitment.

- Submit to the Board of Directors, proposals for the appointment of independent directors for their nomination through co-option or for their submission to the General Meeting's decision, in addition to proposals for the re-election or dismissal of said directors by the General Meeting;

- Inform of any proposals for appointment of all other directors for their nomination by co-option or for their submission to the General Meeting's decision, in addition to proposals for the re-election or dismissal of said directors, by the General Meeting.

- Establish an objective regarding the representation of the least represented gender on the Board of Directors, in accordance with the doctrine enshrined in High Jurisprudence regarding "positive discrimination", and develop guidelines on how to reach said objective.

C.1.20 Explain to what extent the Board's annual evaluation has prompted significant changes in its internal organisation and the procedures applicable to its activities:

<b>Description of the modifications</b>
---

The self-evaluation did not give rise to any changes.

**C.1.20.bis Describe the evaluation process and the areas evaluated by the Board of Directors with the assistance, if any, of external facilitators regarding the diversity of its composition and competencies, the performance and composition of its committees, the performance of the Chairman of the Board of Directors and the Company's chief executive, and the performance and contribution of individual directors.**

The Board of Directors analysed and evaluated its overall performance and that of the various Board committees, based on a report prepared by the Nomination and Remuneration Committee.

Functionally, in respect to its number of members (8), the Nomination and Remuneration Committee's report started from an analysis of the professional profile of each director, and the importance and weight of independent directors on the Board of Directors. In evaluating the suitability of each independent director for the performance of their duties on the Board of Directors and its committees, it considered that the position-duty relationship was adequate in terms of the professional-knowledge profile and the proposals made at each time.

It noted the external director who cannot be classified as independent due to the proximity of the end of his employment with the Company, indicating that his long experience in the areas in which the Company operates and his deep knowledge of the Company also make him suitable to perform his current duties, and to support the proposals and solutions presented in the various situations that have arisen.

Regarding the performance of the Executive Chairman, in accordance with the duties attributed to him as Chairman of the Board of Directors, the report highlights that he has promoted internal debate, facilitated attendance at meetings to ensure that the Board of Directors could meet in full, and ensured that Directors had information regarding the matters to be discussed before the meetings.

The Company engaged the services of an external facilitator in 2016.

**C.1.20.ter Describe any business dealings that the facilitator or members of its corporate group maintains with the Company or members of its corporate group.**

The external facilitator provides occasional legal advisory services to the Company.

**C.1.21 Indicate the cases in which directors must resign.**

Directors must tender their resignations in the circumstances provided for by law. They must also tender their resignation from the Board and, as appropriate, resign in accordance with article 24.2 of the Board Regulations in the following situations:

- a) When due to circumstances they come under one of the grounds for disqualification or prohibition established in law, the Bylaws or these Regulations.
- b) When they lose credibility, suitability, solvency, competency, availability or commitment to the duties necessary to be a Director of the Company.
- c) When their presence on the Board may jeopardise for any reason, and directly, indirectly or through their affiliates, the loyal and diligent discharge of their duties in accordance with the corporate interest.
- d) When the reasons for which they were appointed cease to exist and, in particular, when the shareholder or shareholders that proposed, required or determined their appointment, dispose, in part or in full, of their shareholding, resulting in the loss of their status as a qualifying or sufficient shareholder to justify the appointment.
- e) When an independent director comes under any of the impediments provided in Article 8.1.c) of the Board of Directors' Regulations.
- f) When circumstances arise that could harm the Company's name and reputation, in particular when directors are investigated for any crime or are involved in any subsequent court proceedings.

In particular, if a director is indicted or if an oral hearing is opened with respect to any of the offences indicated in company law, the Board of Directors shall open an investing promptly and,

in the light of the particular circumstances, decide whether or not the Director should be called on to resign. The Board should give a reasoned account of such determinations in the Annual Corporate Governance Report.

C.1.22 Section repealed.

C.1.23 Are qualified majorities other than those prescribed by law required for any type of decision?:

Yes

No

If applicable, describe the differences.

C.1.24 Indicate whether there are any specific requirements other than those relating to the directors, to be appointed Chairman.

Yes

No

C.1.25 Indicate whether the Chairman has the casting vote.

Yes

No

<b>Matters where the Chairman has the casting vote</b>
--

On all matters put to debate.

C.1.26 Indicate whether the Bylaws or the Board Regulations set an age limit for directors:

Yes

No

C.1.27 Indicate whether the Bylaws or the Board Regulations set any limit on the term of office for independent directors, apart from that established by law:

Yes

No

C.1.28 Indicate whether the Bylaws or board regulations stipulate specific rules on appointing a proxy to the board, the procedures thereof and, in particular, the maximum number of proxy appointments a director may hold. Also indicate whether there are any restrictions as to what categories may be appointed as a proxy other than those stipulated by law. If so, give brief details.

Proxies must be express and in writing. In any event, an independent director may not issue a proxy to executive directors. Directors may be represented by another director through special proxy specific to each meeting. The Chairman or Secretary must be notified using any means allowed. Directors may hold more than one proxy. However, non-executive directors may only grant proxies to another non-executive director.

C.1.29 Indicate the number of board meetings held during the year and how many times the board has met without the Chairman's attendance. Attendance will also include proxies appointed with specific instructions.

<b>Number of board meetings</b>	21
<b>Number of board meetings without the Chairman's attendance</b>	0

If the Chairman is an executive director, indicate the number of meetings held without an executive director present or represented and chaired by the lead director.

<b>Number of meetings</b>	0
---------------------------	---

Indicate the number of meetings of the various board committees held during the year:

<b>Committee</b>	<b>No. of meetings</b>
AUDIT COMMITTEE	11
NOMINATION AND REMUNERATION COMMITTEE	5

C.1.30 Indicate the number of board meetings held during the year with all members in attendance. Attendance will also include proxies appointed with specific instructions.

<b>Number of meetings with all members present</b>	20
<b>% of attendances of the total votes cast during the year</b>	95.23%

C.1.31 Indicate whether the consolidated and separated financial statements submitted for authorisation for issue by the board are certified previously:

Yes  No

Identify, where applicable, the person(s) who certified the company's separate and consolidated financial statements prior for their authorisation for issue by the board:

C.1.32 Explain the mechanisms, if any, established by the Board of Directors to prevent a qualified audit report on the separate and consolidated financial statements from being presented to the General Meeting.

The Audit Committee's duties include analysing any incidents, and ensuring that the financial statements present fairly the Company and its subsidiaries (consolidated). The Chairman of the Audit Committee reports all resolutions and decisions to the Board of Directors, which is the ultimate decision-making body. Throughout the year, the Audit Committee and the Director of Internal Audit hold regular meetings with the auditors to work with and learn more from them, while External Audit conducts on-site visits where the main projects are executed.

C.1.33 Is the Secretary to the Board also a director?

Yes  No

If the Secretary is not a director, complete the following table:

<b>Name or corporate name of Secretary</b>	<b>Representative</b>
--	-----------------------

## C.1.34 Section repealed.

## C.1.35 Indicate and explain, where applicable, the mechanisms implemented by the company to preserve the independence of the auditor, financial analysts, investment banks and rating agencies.

The Audit Committee requests written confirmation each year from the auditors of their independence as regards the entity or directly or indirectly related entities, and information on additional services of any kind provided to these entities by the aforesaid auditors, or by the persons or entities related thereto, as provided for in the Audit Act. To exercise better control over auditor independence, any engagement, other than the statutory audit, requested of the auditors requires approval by the Audit Committee.

## C.1.36 Indicate whether or not the Company has changed its external auditor during the year. If so, name the outgoing and incoming auditor.

Yes No 

Outgoing auditor	Incoming auditor
PriceWaterhouseCoopers Auditores, S.L.	Ernst & Young, S.L.

Explain any disagreements with the outgoing auditor and the reasons for the same:

Yes No 

## C.1.37 Indicate whether the audit firm performs non-audit work for the Company and/or its Group. If so, state the amount of fees paid for such work and the percentage they represent of the fees invoiced to the Company and/or its Group.

Yes No 

	Company	Group	Total
Amount of non-audit work (thousands of euros)	608	0	608
Amount of non-audit work/the total amount invoiced by the audit firm (%)	69.89%	0.00%	49.35%

## C.1.38 State whether or not the audit report on the financial statement for the previous year contains any qualifications or reservations. If so, indicate the reasons given by the Chairman of the Audit Committee to explain the content and scope of those qualifications or reservations.

Yes No 

Explain the reasons
---------------------

The financial statements were prepared on a going concern basis in accordance with the favourable outlook for the conclusion of the negotiation process with the financial institutions and the arrival of a strategic partner and a material uncertainty that could give rise to significant doubts surrounding the Group's ability to continue as a going concern, so that it could realise its assets and settle its liabilities for the amounts and in accordance with the classification presented in the consolidated financial statements.

## C.1.39 State the number of consecutive years that the current audit firm has audited the financial statements of the company and/or its group. Likewise, indicate for how many years the current firm has been auditing the financial statements as a percentage of the total number of years over which the financial statements have been audited:

	Company	Group
Number of consecutive years	2	2
Number of years audited by the current audit firm/Number of years that the company has been audited (in %)	6.90%	6.90%

C.1.40 Indicate and give details of any procedures through which directors may receive external advice:

Yes  No

**Procedures**

In assist them in the discharge of their duties, Directors and Board Committees may request the engagement of legal, accounting, financial or other expert advisors.

Any such appointment must necessarily relate to specific problems of certain importance and complexity that arise during the performance of their duties.

A request to engage external advisors must be presented to the Chairman of the Company.

C.1.41 Indicate and give details of any procedures for directors to receive the information they need to sufficiently in advance to prepare for the meetings of the governing bodies:

Yes  No

**Procedures**

During its last meeting of the year, the Board of Directors approves a meeting schedule for the following year and establishes the monthly meeting dates.

Before each monthly Board meeting, and at least one week in advance, each director is provided with financial information on the Group for the immediately preceding month, together with detailed information regarding each agenda item and the proposals to be submitted under each. The monthly information includes at least the following: the consolidated and segment income statements, with comparative data for the year before and the budget; contracting data and a comparison with the budget; cash report and projections, with a detail of net cash; information regarding the number of employees, changes, distribution by area, etc.; events and incidents that may have an impact on the results of the Company and the Group, and a report on any other matters related to agenda items for which a decision must be taken.

C.1.42 Indicate and give details of procedures requiring directors to disclosure and, if necessary, resign in any cases that could harm the Company's name and reputation.

Yes  No

**Explain the rules**

See section C.1.21.

C.1.43 Indicate whether any director has notified the company that they have been indicted or tried for any of the offences stated in article 213 of the Corporate Enterprises Act:

Yes  No

Indicate whether the Board of Directors has analysed the case. If so, provide a reasoned explanation of the decision taken as to whether or not the Director should continue to hold office or, if appropriate, explain the actions taken by the Board of Directors up to the date of this report or any that it plans to take.

C.1.44 Detail any significant agreements entered into by the company which come into force, are amended or terminate in the event of a change of control of the company due to a takeover bid, and their effects.

There are no agreements.

C.1.45 Indicate, and provide details of, all agreements between the company and officers, executives and employees who have indemnities or golden parachute clauses when they resign or are dismissed unlawfully or if the contractual relationship terminates as a result of a takeover bid or other type of transaction.

**Number of beneficiaries: 5**

**Type of beneficiary:**

Management Committee and Company Managers

**Description of the agreement:**

Agreements:

- 1.- In the event of contract termination up to five years of the contract. One year of gross salary.
- 2.- In 2016, the indemnity was one year of salary, decreasing by 20% each year to the end of 2019.
- 3- In 2017, the indemnity is one year of salary, decreasing to 70% in 2018 and 40% in 2019.
- 4.- In 2017, the indemnity is one year of salary, decreasing to 75% in 2018 and 50% in 2019.
- 5.- In 2017, the indemnity is one-and-a-half years of gross salary, decreasing to six months of salary for 2019 to 35 days of fixed salary per year of service in 2020.

Indicate whether these agreement must be reported to and/or authorised by the governing bodies of the company or its group:

	<b>Board of Directors</b>	<b>General Meeting</b>
<b>Body authorising the clauses</b>	<b>Yes</b>	<b>No</b>

	<b>Yes</b>	<b>No</b>
Is the General Meeting informed of the clauses?		<b>X</b>

## C.2 Board committees

C.2.1 Provide details of all Board Committees, their members and the proportion of executive, proprietary, independent and other external directors on them:



## **AUDIT COMMITTEE**

Name	Position	Category
FRANCISCO JAVIER GONZÁLEZ CANGA	CHAIRMAN	Independent
ELENA CABAL NORIEGA	MEMBER	Independent
JOSE MANUEL GARCÍA HERMOSO	MEMBER	Independent
INVERSIONES RÍO MAGDALENA, S.L.	MEMBER	Proprietary

<b>% of proprietary directors</b>	25.00%
<b>% of independent directors</b>	75.00%
<b>% of other external directors</b>	0.00%

Explain the committee's duties, describe the procedures and organisational and operational rules and summarise the main actions taken during the year.

The Audit Committee is regulated by the provisions of the Corporate Enterprises Act, the Bylaws and the Internal Regulations of the Board of Directors, the latest amendment of which was approved by the Board of Directors on 23 December 2015.

Since 28 December 2017, the Board of Directors, based on a report issued by the Nomination and Remuneration Committee, reduced the number of members of the Audit Committee to adapt to the current size of the Board of Directors. It now comprises three members, chosen among non-executive directors, and should be formed by a majority of independent directors. Its members, particularly the Chairman, are appointed with regard to their knowledge and experience in accounting, auditing, or risk management matters.

The members of the Audit Committee shall resign voluntarily if not re-elected to the position of director or when so decided by the Board of Directors.

In accordance with the Internal Regulations of the Board of Directors, the Chairman of the Audit Committee shall be appointed by the Board of Directors based on a report from the Nomination and Compensation Committee from among independent Directors. The Chairman must be replaced every four (4) year and may be re-elected after one (1) year has elapsed since removal.

Francisco Javier Valero Artola was Chairman of the Audit Committee until 14 April, when he tendered his resignation. Acacio Faustino Rodríguez García took up this position on 26 April until the Annual General Meeting held on 22 June 2017. From that time, Francisco Javier González Canga was Chairman of the Committee, following his appointment on 22 June 2017 by the Board of Directors.

The Audit Committee shall meet whenever called by the Chairman or when requested by two (2) of its members and, in any event, at least four (4) times per year, within the fifteen (15) days following the end of each calendar quarter. One of the meetings shall debate all matters that must be submitted to the Annual General Meeting, regarding both the appointment of the external auditor and the evaluation of the information that the Board of Directors must approve and include in its annual public documentation, including the Audit Report.

See Appendix I, Explanatory Note 2.

Identify the member of the Audit Committee who was appointed based on his/her knowledge and experience in accounting, auditing or both, and state the number of years that the Chairman of this committee has held this position.

<b>Name of the director with experience</b>	JOSE MANUEL GARCIA HERMOSO
<b>Number of years as Chairman</b>	0

## **NOMINATION AND REMUNERATION COMMITTEE**

Name	Position	Category
ELENA CABAL NORIEGA	CHAIRMAN	Independent
FRANCISCO JAVIER GONZÁLEZ CANGA	MEMBER	Independent
INVERSIONES SOMIO, S.L.	MEMBER	Proprietary

<b>% of proprietary Directors</b>	33.33%
<b>% of independent Directors</b>	66.67%
<b>% of other external Directors</b>	0.00%

Explain the committee's duties, describe the procedures and organisational and operational rules and summarise the main actions taken during the year.

The Nomination and Remuneration Committee is regulated by the provisions of the Corporate Enterprises Act, the Bylaws and the Internal Regulations of the Board of Directors, the latest amendment of which was approved by the Board of Directors on 23 December 2015.

The Nominations and Remuneration Committee does not have executive duties, but has authority to inform, advise and make proposals within its area of competency. It is formed by a minimum of three (3) and a maximum of five (5) non-executive directors, with a majority of independent directors.

Currently, and since 29 September 2016, the committee comprises three members, based on a report issued by the Nomination and Remuneration Committee, and to adapt to the current size of the Board of Directors.

In 2017, Carlos Solchaga Catalán was Chairman of the Committee until 22 June. On 23 June, independent director Ricardo Córdoba was appointed Chairman, a position he held under tendering his resignation in October 2017. Independent director Elena Cabal Noriega has been Chairman of the Committee since 14 November 2017.

Committee members were chosen among non-executive Directors, with a majority of independent Directors. Its members, particularly the Chairman, are appointed with regard to their knowledge, skills and experience in the Committee's remit.

The Committee meets whenever called by its Chairman or a majority of its members, or when required by a resolution adopted by the Company's Board of Directors. In any event, the Committee meets at least two (2) times a year on dates that enable it to analyse all the conditions and information necessary to determine annual remuneration or appointments of the members of the Board or senior executives of the Company and the Group. The Committee may take written votes without holding a meeting, provided that no member opposes such action.

See Appendix I, Explanatory Note 3.

### C.2.2 Complete the following table with information on the number of women directors on board committees over the past four years:

	Number of women directors							
	2017		2016		2015		2014	
	Number	%	Number	%	Number	%	Number	%
AUDIT COMMITTEE	1	25.00%	0	0.00%	0	0.00%	0	0.00%
NOMINATION AND REMUNERATION COMMITTEE	1	33.33%	0	0.00%	0	0.00%	0	0.00%

C.2.3 Section repealed.

C.2.4 Section repealed.

C.2.5 Indicate, as appropriate, whether there are any regulations governing the board committees. If so, indicate where they can be consulted, and whether any amendments have been made during the year. Also, indicate whether an annual report on the activities of each committee has been prepared voluntarily.

Board Committees are regulated by the Bylaws and the Regulations of the Board of Directors, which are available on the Company's website in the Corporate Governance section under the Investors Area. The most relevant duties and actions

falling to both committees are also set out in detail in Section H, Appendix I.

No amendments were made to the regulations governing board committees in the year. However, as explained previously, the number of members of the Audit Committee was adjusted to the Company's current needs with the appointment of a new independent member.

### C.2.6 Section repealed.

## **D RELATED PARTY AND INTRAGROUP TRANSACTIONS**

### D.1 Explain, if applicable, the procedures for approving related party or intragroup transactions.

#### **Procedure for reporting the approval of related party transactions**

For related party transactions involving a purchase or sale that may be in competition with third parties, the related party must submit its bid to the same analysis as those presented by third parties on an equal footing. The bids shall be analysed and evaluated by the relevant department, normally Procurement, which shall present its conclusions to the Board of Directors. These types of transactions must always be approved by the Board, whether carried out directly by DF or any of its subsidiaries.

Intragroup transactions are analysed in the same manner as those indicated above and if awarded to subsidiaries, the amount of the intragroup contract is separated from the Group's total contract amount.

### D.2 List any relevant transactions, by virtue of their amount or importance, between the company or its group of companies and the company's significant shareholders:

<b>Name or corporate name of significant shareholder</b>	<b>Name or corporate name of the company or its group company</b>	<b>Nature of the relationship</b>	<b>Type of transaction</b>	<b>Amount (thousands of euros)</b>
FRANCISCO JAVIER VALERO ARTOLA	GLOBALTEC DESARROLLOS E INGENIERÍA, S.A.	Commercial	Collaboration agreements	6
INVERSIONES EL PILES, S.L.	AUTOS SAMA, S.A.	Commercial	Collaboration agreements	8

### D.3 List any relevant transactions, by virtue of their amount or importance, between the company or its group of companies and the company's managers or directors:

### D.4 List any relevant transactions undertaken by the company with other companies in its group that are not eliminated in the process of drawing up the consolidated financial statements and whose subject matter and terms set them apart from the company's ordinary trading activities.

In any case, list any intragroup transactions carried out with entities in countries or territories considered to be tax havens:

### D.5 Indicate the amount of other related party transactions. 10 (thousand euros).

### D.6 Explain the mechanisms established to detect and resolve potential conflicts of interest between the company and/or its group and its directors, managers or significant shareholders.

The Board Regulations establish the mechanisms and procedures in the event of a conflict of interest between the Company, its directors, the natural person representatives of legal person directors, significant shareholders, and managers.

These mechanisms require the aforementioned persons to inform the Board of Directors, via various means, of their interest in competing companies or those with similar corporate purposes, and in the event of a conflict of interest, the affected person may not participate in the Company's decisions regarding any matters involving the conflict of interest.

Moreover, the Internal Rules of Conduct in Securities Markets and the treatment of confidential and/or privileged information set out the circumstances in which there is a conflict of interest involving employees and managers and determines the procedures to avoid conflicts of interest and a mechanism from resolving conflicts, delegating this power in the Nomination and Remuneration Committee. There is also a principle of abstention by the director, employee or manager in process for resolving conflicts of interest.

## D.7 Is more than one group company listed in Spain?

Yes

No

Identify the subsidiaries listed in Spain.

### Listed subsidiary

Indicate whether they have provided detailed disclosure on the type of activity they engage in, and any business dealings between them, as well as between the subsidiary and other group companies:

**Define any business dealings between the parent and listed subsidiary, and between the listed subsidiary and other group companies.**

Indicate the mechanisms in place to resolve possible conflicts of interest between the listed subsidiary and other group companies.

**Mechanisms to resolve conflicts of interest**

**E**

## RISK CONTROL AND MANAGEMENT SYSTEMS

### E.1 Describe the scope of the Company's risk management system, including fiscal risks.

DF's risk management system is governed by the General Risk Control and Management Policy approved by the Board of Directors. This policy set outs the principles and basic guidelines for controlling and managing risks of any type to which the Company is exposed, organising the appropriate internal control and reporting systems, and the monitoring of these systems.

The core principles underpinning risk control and management at DF are:

- Integration of the vision of risk in the Company's management.
- Segregation and division among areas in charge of decision-making and those in charge of analysis, control and oversight.
- Reporting on risks and the operation of control systems with maximum transparency.
- Ensuring compliance with corporate governance rules and updating these rules in line with international best practices.

The scope of application of the risk management system is the entire company, and all employees must comply.

The Board of Directors performs the necessary actions so that all relevant risks for the Company's activities and businesses are identified, measured, managed and controlled, taking special care to ensure that the activities carried out are in line with the Company's strategic objectives, introduction maximum guarantees of protection of corporate interests, safeguarding the Group's reputation and maintaining DF's business stability and financial soundness.

### E.2 Identify the bodies responsible for preparing and implementing the risk management system, including fiscal risks.

DF's Board of Directors has a function that cannot be delegated, according to article 5 of the Regulations of the Board of Directors, to determine the risk identification, control and management policy.

The Audit Committee determines the Internal Management Rules (IMR) that employees of the organisation must abide by to guarantee adequate risk management. The IMR are highly geared towards risk management and control, and establish the scope of action of the business units and corporate departments. Accordingly, they establish the responsibilities inherent in each function or unit, and limits action in areas reserved for decisions by higher bodies.

The IMR arise as a response to the analysis of the Company's enterprise risk and the Company's risk experience.

The Audit Committee relies on the Internal Audit Department to oversee compliance with the risk control and management policies, and the applicable rules and procedures. In addition, in accordance with the Crime Prevention Model in place, there is a Chief Regulatory Compliance Officer charged with management of crime prevention, and a Compliance Committee, which provides support and advice to the Regulatory Compliance Officer.

The Company has a Risk Committee, which is not a board committee. Its members include a multidisciplinary team of professionals, with representation of the Risk Department, the Finance Department, the Legal Department, and the Human Resources Department

### E.3 Indicate the main risks, including fiscal, which may affect the achievement of business objectives.

The nature of the risks inherent to our activity is diverse. They can be grouped as corporate governance, market, third party, business, legal or regulatory, social and political, reputational and operational risks. Operational risks are those that have the greater direct impact on the development of DF's projects. Together, they require analysis, treatment and integrated management. Therefore, professionals specialised in various disciplines must be involved in the process of identifying risks and defining the most adequate risk management strategy.

### E.4 State whether the entity has a risk tolerance level, including fiscal risk.

The Company has risk tolerance levels established at corporate level for the main types of risks.

The risk assessment process starts with the identification of risks, generally by the business lines that are exposed. Once the risk is identified, it is analysed by a multidisciplinary team. The Risk Committee is in charge of evaluating the risks identified and adopting the measures necessary to minimise both the probability of occurrence and the impact of the risk, considering:

- The definition and characteristics of the risk.
- The probability of occurrence.
- Impact variables.
- Qualitative and quantitative importance if the risk materialises.
- Mitigation controls and mechanisms used and their effectiveness.

Finally, for the types of risk identified, the necessary measures are proposed to adapt the risk to the tolerance level defined by DF.

Operational risks are evaluated and analysed before DF submits any bids, and controlled during execution of the projects once they are contracted. All points of risk detected in the bid phase are monitored, along with deviations or risks that may arise in the project's development.

### E.5 Identify any risks, including fiscal, which have materialised during the year.

In 2016, no significant risks that affect the company and/or its group materialised other than those disclosed in the annual financial statements.

### E.6 Explain the response and monitoring plans for the entity's primary risks, including fiscal risks.

To analyse risks, specific computer tools are in place that allow information on transactions to flow between the various business units and corporate staff services, who analyse and provide advice on the specific conditions of each transaction. These analyses lead to the detection of specific risks that must be mitigated or provisioned.

The Company's risk management is performed from various areas of competence:

- The Bids and the Operations departments of the business lines control and manage risks from the bid phase to final delivery of each project. They prepare a report on each project upon conclusion, setting out the risks and their management to minimise the chances of them reoccurring.
- The Finance Department draws up the Company's separate and consolidated financial statements and oversees the reliability and accuracy of the information.
- The Audit Committee and the Internal Audit Department, as provided for in the Regulations of the Board of Directors, supervise the effectiveness of the risk control and management systems, and the preparation and presentation of the Company's financial information.

- The Risk Committee analyses, evaluates and decides on the Company's operational risks.

DF understands that the following steps are crucial for correct management of risks:

- Identify, correctly and on an ongoing basis, the main risks that could affect the Company.
- Analyse these risks in accordance with the overall impact on the Company's activities.
- Establish an appropriate structure of policies and rules for adequate risk control and management.
- Correctly monitor the potential impacts of the risks identified.
- Maintain correct internal control over compliance with internal policies and regulations.
- Assess the effectiveness of the application of risk control and management systems.
- 
- DF's risk control and management policies and procedures are constantly reviewed and improved in accordance with the activities it carries out and the market where the Company operates. The Company's risk map is reviewed and updated regularly, and the risks and their probability of impact on the Company are analysed and evaluated.

## **F** INTERNAL CONTROL OVER FINANCIAL REPORTING (ICFR)

Describe the mechanisms which comprise the internal control over financial reporting (ICFR) risk control and management system at the entity.

### F.1 Entity's control environment

State whether at least the following exists and, if so, describe the main characteristics:

#### F.1.1. The bodies and/or functions responsible for: (i) the existence and regular updating of a suitable, effective ICFR; (ii) its implementation; and (iii) its monitoring.

The Board of Directors is responsible for the existence of an adequate and effective ICFR. Senior management, generally through the business lines and the economic-financial function, is responsible for its design, implementation and functioning. The Audit Committee is the body responsible for supervising ICFR. To discharge this duty, it has an internal audit function which, in compliance with the annual action plan, evaluates the efficiency of ICFR and reports regularly any weaknesses detected for their resolution.

#### F.1.2. The existence or otherwise of the following components, especially in connection with the financial reporting process:

The departments and/or mechanisms in charge of: (i) designing and reviewing the organisational structure; (ii) defining clear lines of responsibility and authority, with an appropriate distribution of tasks and functions; and (iii) ensuring procedures are in place so this structure is communicated effectively throughout the entity.

Yes, they exist.

- Code of conduct, approving body, level of dissemination and instruction, principles and values covered (stating whether there are specific references to record keeping and the preparation of financial information), body in charge of analysing non-compliance and proposing corrective or disciplinary action.
- There is a code of conduct approved by the Board of Directors applicable to all employees, which has been adequately communicated to them and is available on the Intranet and corporate website, and has a section on transparency in the preparation of financial information in the following terms:

As a listed company, Duro Felguera must make special efforts to ensure that the information disclosed to the markets is truthful, thereby protecting the interests of current and potential investors. Duro Felguera and its employees undertake to adopt all necessary measures to ensure that the transactions carried out by the Company are faithfully recorded. To do so, employees must be aware of -and assume responsibility for- the impact of business transactions on accounting information, and must act with transparency and report, in due time and form, any circumstance that could affect that transparency to those responsible for the preparation of this information".

- 'Whistle-blowing' channel, for reporting to the Audit Committee any financial or accounting irregularities, as well as potential breaches of the code of conduct and irregular activities within the organisation, stating whether reports made through this channel are confidential.

The code of conduct itself makes reference to the whistle-blowing channel for reporting incidents, or voicing concerns or doubts under "Doubts and Incidents", making the following channels available to employees:

- Oral queries with the line manager, or with the Head of Human Resources or any member of that department.
- The whistle-blowing channel should be used for incidents related to any conduct considered criminal.

Employees may use the whistle-blowing channel for reporting incidents by sending an email to [dfai.canaldenuncias@durofelguera.com](mailto:dfai.canaldenuncias@durofelguera.com). This channel is managed by the Chief Compliance Officer. In any event, incidents shall be treated with all legal assurance, especially the presumption of innocence, confidentiality and non-retaliation.

- Training and refresher courses for personnel involved in preparing and reviewing financial information or evaluating ICFR, which address, at least, accounting rules, auditing, internal control and risk management.

In the event that legislative changes affecting the accounting of the type of transactions carried out by Duro Felguera, training is provided to the employees responsible for preparing financial information. In addition, there is a Consolidation and Reporting Department, with staff specialised in accounting and which acts as a technical department. For complex transactions, external experts are engaged to provide an opinion. There is also a corporate accounting manual that provides for the uniform application of accounting policies and standards.

## F.2 Assessment of financial reporting risks

Report at least:

### F.2.1. The main characteristics of the risk identification process, including risks of error or fraud, stating whether:

- The process exists and is documented.

The risk identification process is carried out using the method described in Auditing Standard 5 "top-down risk-based approach". Accordingly, the approach used by Duro Felguera is that which is recommended under US standards for companies subject to the Sarbanes Oxley Act, although Duro Felguera is not subject to this legislation and, therefore, does not have a specific external audit report on internal control.

Under this approach, it is important to first evaluate the company's control environment, the tone-at-the-top, the existence of entity-level rules and procedures, the risks that those rules are intended to cover, adequate segregation of duties, effective committees, whistle-blowing channel, supervisory controls, etc. At a company like Duro Felguera, which engages in the execution of major products, all those risks that are evaluated before contracting will result in a lower risk of error in the preparation of the financial statements. A simple customer solvency analysis before contracting, for example, will probably reduce the risk of unrecorded material doubtful balances.

Risks that, while inherent to the type of transactions carried out by the Company, could have an impact on the preparation of financial information, are also identified. The risk is measured in terms of the probability of occurrence and the potential impact. To do so, both qualitative (accounting complexity of the transaction, technical capability of the accounting staff, number of transactions that make up

the balances -fragmentation of the balances- vulnerability of assets to risk of changes in value, fraud, subjectivity of measurement, etc.) and quantitative (the balance of the accounts) variables are taken into account.

- The process covers all financial reporting objectives, (existence and occurrence; completeness; assessment; presentation, disclosure and comparability; and rights and obligations), is updated and with what frequency.

All of these analyses will define the scope for evaluating the processes and related controls, and which reasonably guarantee the reliability of the financial information prepared. This scope serves as a basis for planning the internal audit assignments designed to assess ICFR.

A number of internal audits were carried out in 2016, giving rise to recommendations for improvement, some of which have already been addressed, and other currently being resolved, although in no case were these weaknesses with a potentially significant impact.

- A specific process is in place to define the scope of consolidation, with reference, *inter alia*, to the possible existence of complex corporate structures, holding companies or special purpose vehicles.

Yes, it exists. Whenever there is a change in the scope of consolidation in accordance with the information received from the Legal Department, the control registers are updated.

- The process addresses other types of risk (operational, technological, financial, legal, reputational, environmental, etc.) insofar as they may affect the financial statements.

Yes, they are addressed.

- Which of the entity's governing bodies is responsible for overseeing the process.

Article 17 of the Board Regulations tasks the Audit Committee, among other things, with supervising the effectiveness of the Company's internal control, the internal audit and the risk management systems, as well as discussing with the auditors the significant weaknesses of the internal control system uncovered during the audit, without jeopardising the auditor's independence.

### F.3 Control activities

Indicate the existence of at least the following components, and specify their main characteristics:

- F.3.1. Procedures for reviewing and authorising the financial information and description of ICFR to be disclosed to the markets, stating who is responsible in each case and documentation and flow charts of activities and controls (including those addressing the risk of fraud) for each type of transaction that may materially affect the financial statements, including procedures for the closing of accounts and for the separate review of critical judgements, estimates, evaluations and projections.

The Company has documents describing the processes and a control matrix. However, they are being transformed completely due to the new requirements of implementing a new ERP, the replacement of manual processes and controls with automatic mechanisms, the integration of information, the ability to extract new reports for better control of information, etc.

The controls are expected to comply with the CAVR objectives (completeness, accuracy, validity, restricted access).

- F.3.2. Internal control policies and procedures for IT systems (e.g. access security, change control, system operation, continuity)



and segregation of duties) that support the entity's key processes regarding the preparation and publication of financial information.

Duro Felguera has implemented the necessary measures to comply with best market practices regarding internal control over reporting systems. At access control level, the Company has a firm policy of control of passwords to the various information systems that must be changed regularly. Regarding change control, DF has implemented best IT practices for controlling and approving changes in information systems, thereby limiting the adverse effects of inputting and maintaining historical information of changes made, in addition to enabling to prior change levels. The Company has gradually implemented automatic processes to replace previous manual processes. There is strict control over access to the Company's datacenter by IT personnel, and high availability and restraint systems for the critical systems of the Company. External communications from the main corporate information systems are performed through SSL encryption. The Company conducts regular tests for intrusion and ethical hacking, in addition to annual IT security checks.

**F.3.3. Internal control policies and procedures for overseeing the management of outsourced activities, and of the appraisal, calculation or valuation services commissioned from independent experts, when these may materially affect the financial statements.**

Noteworthy is that as a result of the Company's internationalisation, part of the financial reporting preparation and regulatory compliance is performed in foreign locations. To better ensure compliance with local (accounting, tax, legal, etc.) legislation in each country and, therefore, reduce exposure to compliance risk, Duro Felguera has a cooperation agreement with a renowned accounting and audit firm for the preparation of financial information in foreign locations. Accordingly, compliance is up to professionals with proven knowledge of local requirements who belong to an internationally recognised firm. Nevertheless, this firm operates under the close supervision and control of Duro Felguera professionals, who verify the supporting documentation of the transactions recorded that underlying the financial statements.

## F.4 Information and communication

Indicate the existence of at least the following components, and specify their main characteristics:

**F.4.1. A specific function in charge of defining, maintaining and updating accounting policies (accounting policies area or department) and resolving doubts or disputes over their interpretation, maintaining fluid communications with the persons responsible for operations at the organisation, as well as an up-to-date accounting policy manual that has been communicated to the units through which the entity operates.**

Yes, it exists. Duro Felguera provides all employees with a corporate accounting manual to facilitate the uniform application of corporate accounting policies and standards.

**F.4.2. Mechanisms for capturing and preparing financial information using uniform formats, applicable and to be used by all units at the entity or the group, and support the main financial statements and notes thereto, as well as the information disclosed on ICFR.**

All business units use standard reporting templates for the preparation of the main consolidated financial statements.

## F.5 Monitoring of the system's operation

State whether at least the following exists and, if so, describe the main characteristics:

**F.5.1. The ICFR monitoring activities undertaken by the Audit Committee, and whether the entity has an internal audit function whose competencies include supporting the Audit Committee in its**

role of monitoring the internal control system, including ICFR. Describe the scope of the ICFR assessment conducted in the year and the procedure for the person in charge to communicate its findings. State also whether the entity has an action plan specifying corrective measures, and whether it has taken into consideration their impact on the financial information.

The Duro Felguera Group has an internal audit function, whose main purpose is to oversee that the internal control and risk management systems, and other internal procedures operate correctly. It is organised as a separate area, reporting directly to the Audit Committee. As set out in its charter, which was approved by the Board of Directors and defines the nature, activities, organisation, operation, and basic powers and responsibilities of the function, the competences of the Audit Committee include supervising the reliability of the accounting and management financial information, as well as recording procedures, the information, accounting and data processing systems and, especially, the reliability of regulated financial information that the Company must disclose periodically as a listed company, as well as the Group's internal control over financial reporting (ICFR). Activities related to supervision of the internal control system carried out by Internal Audit are set out in the Internal Audit Annual Plan approved by the Audit Committee. The Audit Committee's activities, both oversight regarding ICFR and the other areas of its remit, are recorded in the minutes of its meetings.

F.5.2. A discussion procedure whereby the auditor (pursuant to TAS), the internal audit function and other experts can report any significant internal control weaknesses uncovered during their review of the financial statements or other assignments, to the entity's senior management and its Audit Committee or Board of Directors. State also whether the entity has an action plan to correct or mitigate the weaknesses found.

The Audit Committee and the external auditor meeting regularly to discuss the weaknesses uncovered in the audit assignments (in accordance with TAS). The remediation plans arise from these meetings.

## F.6 Other relevant information

N/A

## F.7 External auditor

report State whether:

F.7.1. The ICFR information supplied to the market has been reviewed by the external auditor, in which case the corresponding report should be attached. Otherwise, explain the reasons for the absence of this review.

The external auditor has not been asked to issue a report in the ICFR information disclosed to the markets in 2016.

## G

## DEGREE OF COMPLIANCE WITH CORPORATE GOVERNANCE RECOMMENDATIONS

Indicate the degree of the company's compliance with the recommendations of the Good Governance Code of Listed Companies.

Should the company not comply with any of the recommendations or comply only in part, include a detailed explanation of the reasons so that shareholders, investors and the market in general have enough information to assess the company's behaviour. General explanations are not acceptable.

1. The bylaws of listed companies should not place an upper limit on the votes that can be cast by a single shareholder, or impose other obstacles to the takeover of the company by means of share

purchases on the market.

Compliant

Explain

2. When a dominant and a subsidiary company are stock market listed, the two should provide detailed disclosure on:

- a) The activity they engage in, and any business dealings between them, as well as between the subsidiary and other group companies:
- b) The mechanisms in place to resolve possible conflicts of interest.

Compliant

Partially compliant

Explain

Not applicable

3. During the annual general meeting the Chairman of the board should verbally inform shareholders in sufficient detail of the most relevant aspects of the company's corporate governance, supplementing the written information circulated in the Annual Corporate Governance Report. In particular:

- a) Changes taking place since the previous annual general meeting.
- b) The specific reasons for the company not following a given Good Governance Code recommendation, and any alternative procedures followed in its stead.

Compliant

Partially compliant

Explain

4. The company should draw up and implement a policy of communication and contacts with shareholders, institutional investors and proxy advisors that complies in full with market abuse regulations and accords equitable treatment to shareholders in the same position.

This policy should be disclosed on the company's website, complete with details of how it has been put into practice and the identities of the relevant interlocutors or those charged with its implementation.

Compliant

Partially compliant

Explain

5. The Board of Directors should not make a proposal to the general meeting for the delegation of powers to issue shares or convertible securities without pre-emptive subscription rights for an amount exceeding 20% of capital at the time of such delegation.

When a board approves the issuance of shares or convertible securities without pre-emptive subscription rights, the company should immediately post a report on its website explaining the exclusion as envisaged in company legislation.

Compliant

Partially compliant

Explain

6. Listed companies drawing up the following reports on a voluntary or compulsory basis should publish them on their website well in advance of the annual general meeting, even if their distribution is not obligatory:

- a) Report on auditor independence.
- b) Reviews of the operation of the Audit Committee and the Nomination and Remuneration Committee.
- c) Audit Committee report on third-party transactions.
- d) Report on corporate social responsibility policy.

Compliant

Partially compliant

Explain

7. The company should broadcast its general meetings live on the corporate website.

Compliant

Explain

Until 2017, participation at the general meeting was high, so it was considered that broadcasting the general meetings on line would not increase shareholder participation significantly.

8. The Audit Committee should strive to ensure that the Board of Directors can present the company's accounts to the general meeting without limitations or qualifications in the auditor's report. In the exceptional case that qualifications exist, both the Chairman of the Audit Committee and the auditors should give a clear account to shareholders of their scope and content.

Compliant

Partially compliant

Explain

9. The company should disclose its conditions and procedures for admitting share ownership, the right to attend general meetings and the exercise or delegation of voting rights, and display them permanently on its website.

Such conditions and procedures should encourage shareholders to attend and exercise their rights and be applied in a non-discriminatory manner.

Compliant

Partially compliant

Explain

10. When an accredited shareholder exercises the right to supplement the agenda or submit new proposals prior to the general meeting, the company should:

a) Immediately circulate the supplementary items and new proposals.

b) Disclose the model of attendance card or proxy appointment or remote voting form duly modified so that new agenda items and alternative proposals can be voted on in the same terms as those submitted by the Board of Directors.

c) Put all these items or alternative proposals to the vote applying the same voting rules as for those submitted by the Board of Directors, with particular regard to presumptions or deductions about the direction of votes.

d) After the general meeting, disclose the breakdown of votes on such supplementary items or alternative proposals.

Compliant

Partially compliant

Explain

Not applicable

11. In the event that a company plans to pay for attendance at the general meeting, it should first establish a general, long-term policy in this respect.

Compliant

Partially compliant

Explain

Not applicable

12. The Board of Directors should perform its duties with unity of purpose and independent judgement, according the same treatment to all shareholders in the same position. It should be guided at all times by the company's best interest, understood as the creation of a profitable business that promotes its

sustainable success over time, while maximising its economic value.

In pursuing the corporate interest, it should not only abide by laws and regulations and conduct itself according to principles of good faith, ethics and respect for commonly accepted customs and good practices, but also strive to reconcile its own interests with the legitimate interests of its employees, suppliers, clients and other stakeholders, as well as with the impact of its activities on the broader community and the natural environment.

Compliant

Partially compliant

Explain

13. The Board of Directors should have an optimal size to promote its efficient functioning and maximise participation. The recommended range is accordingly between five and fifteen members.

Compliant

Explain

14. The Board of Directors should approve a director selection policy that:

a) Is concrete and verifiable;

b) Ensures that appointment or re-election proposals are based on a prior analysis of the board's needs; and

c) Favours a diversity of knowledge, experience and gender.

The results of the prior analysis of board needs should be written up in the Nomination Committee's explanatory report, to be published when the general meeting is convened that will ratify the appointment and re-election of each director.

The director selection policy should pursue the goal of having at least 30% of total board places occupied by women directors before the year 2020.

The Nomination Committee should run an annual check on compliance with the director selection policy and set out its findings in the Annual Corporate Governance Report.

Compliant

Partially compliant

Explain

There are no selection procedures that are a barrier or could be a barrier to the selection of women directors. When seeking a certain professional profile, the Company takes into consideration the professional profile and only evaluates the profile that is most adequate to the corporate interests, without taking into account the gender of the candidate. Where two profiles are objectively similar, priority will be given to the least represented gender.

According to the Company's Director Selection Policy and to comply with the goal of having 30% of total board places occupied by women directors in 2020, at the 2017 Annual General Meeting, Elena Cabal Noriega was appointed as independent director at the proposal of the Nomination and Remuneration Committee. As noted, of the eight members of the Board of Directors, four are proprietary directors, which appoint the legal person that best suits their interests. Among independent directors, where the Nomination and Remuneration Committee has greater power of proposal and appointment, 33.33% of its members are women.

15. Proprietary and independent directors should constitute an ample majority on the Board of Directors, while the number of executive directors should be the minimum practical bearing in mind the complexity of the corporate group and the ownership interests they control.

Compliant

Partially compliant

Explain

16. The percentage of proprietary directors out of all non-executive directors should be no greater than the proportion between the ownership stake of the shareholders they represent and the remainder of the company's capital.

This criterion can be relaxed:

- a) In large cap companies where few or no equity stakes attain the legal threshold for significant shareholdings.
- b) In companies with a plurality of shareholders represented on the board but not otherwise related.

Compliant

Explain

17. Independent directors should be at least half of all board members.

However, when the company does not have a large market capitalisation, or when a large cap company has shareholders individually or concertedly controlling over 30 percent of capital, independent directors should occupy, at least, a third of board places.

Compliant

Explain

18. Companies should disclose the following director particulars on their websites and keep them regularly updated:

- a) Background and professional experience.
- b) Directorships held in other companies, listed or otherwise, and other paid activities they engage in, of whatever nature.
- c) Statement of the director class to which they belong, in the case of proprietary directors indicating the shareholder they represent or have links with.
- d) Dates of their first appointment as a board member and subsequent re-elections.
- e) Shares held in the company, and any options on the same.

Compliant

Partially compliant

Explain

19. Following verification by the Nomination Committee, the Annual Corporate Governance Report should disclose the reasons for the appointment of proprietary Directors at the urging of shareholders controlling less than 3 percent of capital; and explain any rejection of a formal request for a board place from shareholders whose equity stake is equal to or greater than that of others applying successfully for a proprietary directorship.

Compliant

Partially compliant

Explain

Not applicable

20. Proprietary directors should resign when the shareholders they represent dispose of their ownership interest in its entirety. If such shareholders reduce their stakes, thereby losing some of their entitlement to proprietary directors, the latter's number should be reduced accordingly.

Compliant

Partially compliant

Explain

Not applicable

21. The Board of Directors should not propose the removal of independent directors before the expiry of their tenure as mandated by the Bylaws, except where they find just cause, based on a proposal from the Nomination Committee. In particular, just cause will be presumed when directors take up new posts or responsibilities that prevent them allocating sufficient time to the work of a board member, or are in breach of their fiduciary duties or come under one of the disqualifying grounds for classification as independent enumerated in the applicable legislation.

The removal of independent directors may also be proposed when a takeover bid, merger or similar corporate transaction alters the company's capital structure, provided the changes in board membership ensue from the proportionality criterion set out in recommendation 16.

Compliant

Explain

22. Companies should establish rules obliging directors to disclose any circumstance that might harm the organisation's name or reputation, tendering their resignation as the case may be, and, in particular, to inform the board of any criminal charges brought against them and the progress of any subsequent trial.

The moment a director is indicted or tried for any of the offences stated in company legislation, the Board of Directors should open an investigation and, in light of the particular circumstances, decide whether or not he or she should be called on to resign. The board should give a reasoned account of all such determinations in the Annual Corporate Governance Report.

Compliant

Partially compliant

Explain

23. Directors should express their clear opposition when they feel a proposal submitted for the board's approval might damage the corporate interest. In particular, independents and other directors not subject to potential conflicts of interest should strenuously challenge any decision that could harm the interests of shareholders lacking board representation.

When the board makes material or reiterated decisions about which a director has expressed serious reservations, then he or she must draw the pertinent conclusions. Directors resigning for such causes should set out their reasons in the letter referred to in the next recommendation.

The terms of this recommendation also apply to the Secretary of the Board, even if he or she is not a director.

Compliant

Partially compliant

Explain

Not applicable

24. Directors who give up their place before their tenure expires, through resignation or otherwise, should state their reasons in a letter to be sent to all members of the board. Whether or not such resignation is disclosed as a material event, the motivating factors should be explained in the Annual Corporate Governance Report.

Compliant

Partially compliant

Explain

Not applicable

In 2017, two directors gave up their place on the board before their tenure expired. Section C.1.9. explains the reasons provided by the directors for their resignation.

25. The Nomination Committee should ensure that non-executive directors have sufficient time available to discharge their responsibilities effectively.

The Board of Directors regulations should lay down the maximum number of company boards on which directors can serve.

Compliant

Partially compliant

Explain

26. The board should meet with the necessary frequency to properly perform its functions, eight times a year at least, in accordance with a calendar and agendas set at the start of the year, to which each director may propose the addition of initially unscheduled items.

Compliant

Partially compliant

Explain

27. Director absences should be kept to a strict minimum and quantified in the Annual Corporate Governance Report. In the event of absence, directors should delegate their powers of representation with the appropriate instructions.

Compliant

Partially compliant

Explain

28. When directors or the Secretary express concerns about some proposal or, in the case of directors, about the company's performance, and such concerns are not resolved at the meeting, they should be recorded in the minute book if the person expressing them so requests.

Compliant

Partially compliant

Explain

Not applicable

29. The company should provide suitable channels for directors to obtain the advice they need to carry out their duties, extending if necessary to external assistance at the company's expense.

Compliant

Partially compliant

Explain

30. Regardless of the knowledge directors must possess to carry out their duties, they should also be offered refresher programmes when circumstances so advise.

Compliant

Explain

Not applicable

31. The agendas of board meetings should clearly indicate on which points directors must arrive at a decision, so they can study the matter beforehand or gather together the material they need.

For reasons of urgency, the Chairman may wish to present decisions or resolutions for board approval that were not on the meeting agenda. In such exceptional circumstances, their inclusion will require the express prior consent, duly minuted, of the majority of directors present.

Compliant

Partially compliant

Explain



32. Directors should be regularly informed of movements in share ownership and of the views of major shareholders, investors and rating agencies on the company and its group.

Compliant

Partially compliant

Explain

33. The Chairman, as the person charged with the efficient functioning of the Board of Directors, in addition to the functions assigned by law and the company's Bylaws, should prepare and submit to the board a schedule of meeting dates and agendas; organise and coordinate regular evaluations of the board and, where appropriate, the company's Chief Executive Officer; exercise leadership of the board and be accountable for its proper functioning; ensure that sufficient time is given to the discussion of strategic issues, and approve and review refresher courses for each director, when circumstances so advise.

Compliant

Partially compliant

Explain

34. When a lead independent director has been appointed, the Bylaws or Board of Directors regulations should grant him or her the following powers over and above those conferred by law: chair the Board of directors in the absence of the Chairman or Vice Chairmen give voice to the concerns of non-executive directors; maintain contacts with investors and shareholders to hear their views and develop a balanced understanding of their concerns, especially those to do with the company's corporate governance; and coordinate the Chairman's succession plan.

Compliant

Partially compliant

Explain

Not applicable

35. The board Secretary should strive to ensure that the board's actions and decisions are informed by the governance recommendations of the Good Governance Code of relevance to the company.

Compliant

Explain

36. The board in full should conduct an annual evaluation, adopting, where necessary, an action plan to correct weakness detected in:

- a) The quality and efficiency of the board's operation.
- b) The performance and membership of its committees.
- c) The diversity of board membership and competences.
- d) The performance of the Chairman of the Board of Directors and the company's chief executive.
- e) The performance and contribution of individual directors, with particular attention to the chairmen of board committees.

The evaluation of board committees should start from the reports they send the Board of Directors, while that of the board itself should start from the report of the Nomination Committee.

Every three years, the Board of Directors should engage an external facilitator to aid in the evaluation process. This facilitator's independence should be verified by the Nomination Committee.

Any business dealings that the facilitator or members of its corporate group maintain with the company or members of its corporate group should be detailed in the Annual Corporate Governance Report.

The process followed and areas evaluated should be detailed in the Annual Corporate Governance Report.

Compliant

Partially compliant

Explain

37. When an Executive Committee exists, its membership mix by director class should resemble that of the board. The Secretary of the Board should also act as Secretary to the Executive Committee.

Compliant

Partially compliant

Explain

Not applicable

38. The board should be kept fully informed of the business transacted and decisions made by the Executive Committee. To this end, all board members should receive a copy of the committee's minutes.

Compliant

Partially compliant

Explain

Not applicable

39. All members of the Audit Committee, particularly its Chairman, should be appointed with regard to their knowledge and experience in accounting, auditing and risk management matters. A majority of committee places should be held by independent directors.

Compliant

Partially compliant

Explain

40. Listed companies should have a unit in charge of the internal audit function, under the supervision of the Audit Committee, to monitor the effectiveness of reporting and control systems. This unit should report functionally to the board's non-executive Chairman or the Chairman of the Audit Committee.

Compliant

Partially compliant

Explain

41. The head of the unit handling the internal audit function should present an annual work programme to the Audit Committee, inform it directly of any incidents arising during its implementation and submit an activities report at the end of each year.

Compliant

Partially compliant

Explain

Not applicable

42. The Audit Committee should have the following functions over and above those legally assigned:

1. With respect to internal control and reporting systems:

- a) Monitor the preparation and the integrity of the financial information prepared on the company and, where appropriate, the group, checking for compliance with legal provisions, the accurate demarcation of the consolidation perimeter, and the correct application of accounting principles.
- b) Monitor the independence of the unit handling the internal audit function; propose the selection, appointment, re-election and removal of the head of the internal audit service; propose the service's budget; approve its priorities and work programmes, ensuring that it focuses primarily on the main risks the company is exposed to; receive regular report-backs on its activities; and verify that senior management are acting on the findings and recommendations of its reports.
- c) Establish and supervise a mechanism whereby staff can report, confidentially and, if appropriate and feasible, anonymously, any significant irregularities that they detect in the course of their duties, in particular financial or accounting irregularities.

2. With regard to the external auditor:

- a) Investigate the issues giving rise to the resignation of the external auditor, should this come about.
- b) Ensure that the remuneration of the external auditor does not compromise its quality or independence.
- c) Ensure that the company notifies any change of external auditor to the CNMV as a material event, accompanied by a statement of any disagreements arising with the outgoing auditor and the reasons for the same.
- d) Ensure that the external auditor has a yearly meeting with the board in full to inform it of the work undertaken and developments in the company's risk and accounting positions.
- e) Ensure that the company and the external auditor adhere to current regulations on the provision of non-audit services, limits on the concentration of the auditor's business and other requirements concerning auditor independence.

Compliant  Partially compliant  Explain

43. The Audit Committee should be empowered to meet with any company employee or manager, even ordering their appearance without the presence of another senior officer.

Compliant  Partially compliant  Explain

44. The Audit Committee should be informed of any fundamental changes or corporate transactions the company is planning, so the committee can analyse the operation and report to the board beforehand on its economic conditions and accounting impact and, when applicable, the exchange ratio proposed.

Compliant  Explain  Partially compliant  Explain  Not applicabl  Not applicable

45. Risk control and management policy should identify at least:

- a) The different types of financial and non-financial risk the company is exposed to (including operational, technological, financial, legal, social, environmental, political and reputational risks), with the inclusion under financial or economic risks of contingent liabilities and other off- balance-sheet risks.
- b) The determination of the risk level the company sees as acceptable.
- c) The measures in place to mitigate the impact of risk events should they occur.
- d) The internal control and reporting systems to be used to control and manage the above risks, including contingent liabilities and off-balance-sheet risks.

Compliant  Partially compliant  Explain

46. Companies should establish a risk control and management function in the charge of one of the company's internal department or units and under the direct supervision of the Audit Committee or some other dedicated board committee. This function should be expressly charged with the following responsibilities:

- a) Ensure that risk control and management systems are functioning correctly and, specifically, that major risks the company is exposed to are correctly identified, managed and quantified.

- b) Participate actively in the preparation of risk strategies and in key decisions about their management.
- c) Ensure that risk control and management systems are mitigating risks effectively in the frame of the policy drawn up by the Board of Directors.

Compliant

Partially compliant

Explain

The Company understands that the Audit Committee must necessarily be independent. Therefore, it considers that any unit that reports functionally to the Committee should not be involved in its management, so it does not comply with the second part of b) above, as Internal audit does not participate in risk management decisions.

However, the Company has a Risk Committee focused particularly on assessing commercial-related risks. Accordingly, it should be involved in assessing risks arising from the following operations:

- Risk in commercial offers
- Guarantees of the parent company
- Creation or acquisition of companies
- Other actions which DF or subsidiaries are legally obliged to perform outside ordinary transactions carried out related to its business, which in any event must be reported to and approved by the Risk Committee beforehand.

47. Appointees to the Nomination and Remuneration Committee - or of the Nomination Committee and Remuneration Committee, if separately constituted - should have the right balance of knowledge, skills and experience for the functions they are called on to discharge. The majority of their members should be independent directors.

Compliant

Partially compliant

Explain

48. Large cap companies should operate separately constituted Nomination and Remuneration Committees.

Compliant

Explain

Not applicable

49. The Nomination Committee should consult with the company's Chairman and chief executive, especially on matters relating to executive directors.

When there are vacancies on the board, any Director may approach the Nomination Committee to propose candidates that it might consider suitable.

Compliant

Partially compliant

Explain

50. The Remuneration Committee should operate independently and have the following functions in addition to those assigned by law:

- a) Propose to the board the standard conditions for senior officer contracts.
- b) Monitor compliance with the remuneration policy set by the company.
- c) Periodically review the remuneration policy for directors and senior officers, including share-based remuneration systems and their application, and ensure that their individual compensation is proportionate to the amounts paid to other directors and senior officers in the company.
- d) Ensure that conflicts of interest do not undermine the independence of any external advice the committee engages.
- e) Verify the information on director and senior officers' pay contained in corporate documents,

including the Annual Directors' Remuneration Statement.

Compliant

Partially compliant

Explain

51. The Remuneration Committee should consult with the company's Chairman and chief executive, especially on matters relating to executive directors and senior officers.

Compliant

Partially compliant

Explain

52. The terms of reference of supervision and control committees should be set out in the Board of Directors regulations and aligned with those governing legally mandatory board committees as specified in the preceding sets of recommendations. They should include at least the following terms:

- a) Committees should be formed exclusively by non-executive directors, with a majority of independents.
- b) They should be chaired by independent directors.
- c) The board should appoint the members of such committees with regard to the knowledge, skills and experience of its directors and each committee's terms of reference; discuss their proposals and reports; and provide report-backs on their activities and work at the first board plenary following each committee meeting.
- d) They may engage external advice, when they feel it necessary for the discharge of their functions.
- e) Meeting proceedings should be minuted and a copy made available to all board members.

Compliant

Partially compliant

Explain

Not applicable

53. The task of supervising compliance with corporate governance rules, internal codes of conduct and corporate social responsibility policy should be assigned to one board committee or split between several, which could be the Audit Committee, the Nomination Committee, the Corporate Social Responsibility Committee, where one exists, or a dedicated committee established ad hoc by the board under its powers of self-organisation, with at the least the following functions:

- a) Monitor compliance with the company's internal codes of conduct and corporate governance rules.
- b) Oversee the communication and relations strategy with shareholders and investors, including small and medium-sized shareholders.
- c) Periodically evaluate the effectiveness of the company's corporate governance system, to confirm that it is fulfilling its mission to promote the corporate interest and catering, as appropriate, to the legitimate interests of remaining stakeholders.
- d) Review the company's corporate social responsibility policy, ensuring that it is geared to value creation.
- e) Monitor corporate social responsibility strategy and practices and assess compliance in their respect.
- f) Monitor and evaluate the company's interaction with its stakeholder groups.
- g) Evaluate all aspects of the non-financial risks the company is exposed to, including operational, technological, legal, social, environmental, political and reputational risks.
- h) Coordinate non-financial and diversity reporting processes in accordance with applicable legislation and international benchmarks.

Compliant

Partially compliant

Explain

54. The corporate social responsibility policy should state the principles or commitments the company will voluntarily adhere to in its dealings with stakeholder groups, specifying at least:

- a) The goals of its corporate social responsibility policy and the support instruments to be deployed.
- b) The corporate strategy with regard to sustainability, the environment and social issues.
- c) Concrete practices in matters relative to: shareholders, employees, clients, suppliers, social welfare issues, the environment, diversity, fiscal responsibility, respect for human rights and the prevention of illegal conducts.
- d) The methods or systems for monitoring the results of the practices referred to above, and identifying and managing related risks.
- e) The mechanisms for supervising non-financial risk, ethics and business conduct.
- f) Channels for stakeholder communication, participation and dialogue.
- g) Responsible communication practices that prevent the manipulation of information and protect the company's honour and integrity.

Compliant

Partially compliant

Explain

55. The company should report on corporate social responsibility developments in its directors' report or in a separate document, using an internationally accepted methodology.

Compliant

Partially compliant

Explain

56. Director remuneration should be sufficient to attract individuals with the desired profile and compensate the commitment, abilities and responsibility that the post demands, but not so high as to compromise the independent judgement of non-executive directors.

Compliant

Explain

57. Variable remuneration linked to the company and the director's performance, the award of shares, options or any other right to acquire shares or to be remunerated on the basis of share price movements, and membership of long-term savings schemes such as pension plans should be confined to executive directors.

The company may consider the share-based remuneration of non-executive directors provided they retain such shares until the end of their mandate. The above condition will not apply to any shares that the director must dispose of to defray costs related to their acquisition.

Compliant

Partially compliant

Explain

The possibility of granting shares or share options is provided for in the Bylaws and the Director Remuneration Policy approved by the Annual General Meeting. However, it is not applied at present.

58. In the case of variable awards, remuneration policies should include limits and technical safeguards to ensure they reflect the professional performance of the beneficiaries and not simply the general progress of the markets or the company's sector, or circumstances of that kind.

In particular, variable remuneration items should meet the following conditions:

- a) Be subject to predetermined and measurable performance criteria that factor the risk assumed to obtain a given outcome.
- b) Promote the long-term sustainability of the company and include non-financial criteria that are relevant for the company's long-term value, such as compliance with its internal rules and procedures and its risk control and management policies.
- c) Be focused on achieving a balance between the delivery of short, medium and long-term objectives, such that performance-related pay rewards ongoing achievement, maintained over sufficient time to appreciate its contribution to long-term value creation. This will ensure that performance measurement is not based solely on one-off, occasional or extraordinary events.

Compliant       Partially compliant       Explain       Not applicable

59. A major part of variable remuneration components should be deferred for a long enough period to ensure that predetermined performance criteria have effectively been met.

Compliant       Partially compliant       Explain       Not applicable

60. Remuneration linked to company earnings should bear in mind any qualifications stated in the external auditor's report that reduce their amount.

Compliant       Partially compliant       Explain       Not applicable

61. A major part of executive directors' variable remuneration should be linked to the award of shares or financial instruments whose value is linked to the share price.

Compliant       Partially compliant       Explain       Not applicable

62. Following the award of shares, share options or other rights on shares derived from the remuneration system, directors should not be allowed to transfer a number of shares equivalent to twice their annual fixed remuneration, or to exercise the share options or other rights on shares for at least three years after their award.

The above condition will not apply to any shares that the director must dispose of to defray costs related to their acquisition.

Compliant       Partially compliant       Explain       Not applicable

63. Contractual arrangements should include provisions that permit the company to reclaim variable components of remuneration when payment was out of step with the director's actual performance or based on data subsequently found to be misstated.

Compliant       Partially compliant       Explain       Not applicable



64. Termination payments should not exceed a fixed amount equivalent to two years of the director's total annual remuneration and should not be paid until the company confirms that he or she has met the predetermined performance criteria.

Compliant  Partially compliant  Explain  Not applicable

H

## OTHER INFORMATION OF INTEREST

1. If you consider that there is any material aspect or principle relating to the Corporate Governance practices followed by your company that has not been addressed in this report and which is necessary to provide a more comprehensive view of the corporate governance structure and practices at the company or group, explain briefly.
2. You may include in this section any other information, clarification or observation related to the above sections of this report, provided that they are relevant and non-reiterative.

Specifically indicate whether the company is subject to corporate governance legislation from a country other than Spain and, if so, include the compulsory information to be provided when different from that required by this report.

3. Also state whether the company voluntarily subscribes to other international, sectorial or other ethical principles or standard practices. If applicable, identify the Code and date of adoption.

Other relevant information

1. Signing of the standstill agreement

On 8 July 2017, the Company filed price-sensitive information disclosing the signing of a standstill agreement with Banco Santander, S.A., Santander de Leasing, S.A., E.F.C., Caixabank, S.A., Banco Sabadell, S.A. and Banco Popular Español, S.A., to which Bankia, S.A. and Banco Bilbao Vizcaya Argentaria, S.A. subscribed. The period of the agreement has been renewed successively. Currently, it is renewed until 15 April 2018, while negotiations are in progress over the maturity of the debt and trade guarantees.

2. Notification of lawsuit

On 14 December 2017, the Company was notified of the initiation of proceedings by the Central Examining Court based on a suit filed by the Special Prosecutor against corruption, against the Company and former chairmen Mr. Torres and Mr. del Valle, alleging acts that could be classified as international corruption. In a price-sensitive information disclosure dated 29 December 2017, evaluating the fact, the Company considered that the circumstances were not such that the crimes alleged by the Prosecutor could have been committed.

The Company has launched an internal investigation in accordance with the procedures applicable to this type of situation (Regulation 537/2014 of the European Parliament and of the Council), to clarify the events. In the opinion of the Company's lawyers and directors, although the investigation has not produced evidence of liability for the Company, since the process in the early stages, the directors considered that, based on the information available to the date, it is not possible to determine the probability or extent of the potential consequences, which will depend on the outcome of the criminal proceedings in which, notwithstanding its right of defence, the Company is willing to cooperate.

The accompanying appendix to this report contains the following explanatory notes:

Explanatory note 1.- Section A. Conditions and terms granted by the General Meeting to the Board of Directors to issue, buy-back or transfer treasury stock.

Explanatory note 2.- Section C.1.2. Complete the following table with details of the members of the board.



Explanatory note 3.- Section C.2.1. Provide details of all Board Committees, their members and the proportion of executive, proprietary, independent and other external directors on them.

Explanatory note 4.- Section C.2.1. Audit Committee Explain the committee's duties, describe the procedures and organisational and operational rules and summarise the main actions taken during the year.

Explanatory note 5.- Section C.2.1. Audit Committee Identify the member of the Audit Committee who was appointed based on his/her knowledge and experience in accounting, auditing or both, and state the number of years that the Chairman of this committee has held this position.

Explanatory note 6.- Section C.2.1. Nomination and Remuneration Committee.

Explanatory note 7.- Section C.2.1. Nomination and Remuneration Committee: Explain the committee's duties, describe the procedures and organisational and operational rules and summarise the main actions taken during the year

This Annual Corporate Governance Report was approved by the Board of Directors of the Company on 13 March 2018.

Indicate whether any directors voted against or abstained from voting on approval of this Report.

Yes

No

**Name or corporate name of director who voted against the approval of this Report:**

Reasons (voted against, abstention, non-attendance):

Voted against

Explain the reasons:

Essential disagreement with the content.

Name or corporate name of director who voted against the approval of this Report

INVERSIONES EL PILES, S.L.

Reasons (voted against, abstention, non-attendance):

Voted against

Explain the reasons:

Essential disagreement with the content.

Name or corporate name of director who voted against the approval of this Report

ANGEL ANTONIO DEL VALLE SUAREZ

Reasons (voted against, abstention, non-attendance):

Voted against

Explain the reasons:

Essential disagreement with the content.



## H.- OTHER INFORMATION OF INTEREST

### APPENDIX I

#### EXPLANATORY NOTES CONTENT OF EXPLANATORY NOTES:

Explanatory note 1.- Section A. Conditions and terms granted by the General Meeting to the Board of Directors to issue, buy-back or transfer treasury stock.

Explanatory note 2.- Section C.1.2. Complete the following table with details of the members of the board.

Explanatory note 3.- Section C.2.1. Provide details of all Board Committees, their members and the proportion of executive, proprietary, independent and other external directors on them.

Explanatory note 4.- Section C.2.1. Audit Committee. Explain the committee's duties, describe the procedures and organisational and operational rules and summarise the main actions taken during the year.

Explanatory note 5.- Section C.2.1. Audit Committee. Identify the member of the Audit Committee who was appointed based on his/her knowledge and experience in accounting, auditing or both, and state the number of years that the Chairman of this committee has held this position.

Explanatory note 6.- Section C.2.1. Nomination and Remuneration Committee.

Explanatory note 7.- Section C.2.1. Nomination and Remuneration Committee: Explain the committee's duties, describe the procedures and organisational and operational rules and summarise the main actions taken during the year.

#### Explanatory note 1

Section A.9. Conditions and terms granted by the General Meeting to the Board of Directors to issue, buy-back or transfer treasury stock.

1.- Shareholders at a General Meeting held on 19 June 2014 delegated authority to the Board of Directors, for a period of five years, to: increase share capital, and issue exchangeable or convertible bonds, and warrants.

The resolutions adopted were as follows:

- a) To increase share capital under the terms and conditions of Article 297.1.b) of the Corporate Enterprises Act, over a maximum period of five years, with authority to waive pre-emptive subscription rights.



The Board of Directors, in the broadest and most effective manner possible under the law and in use of the power vested in accordance with Article 297.1 of the Corporate Enterprises Act, wishes to request authorisation from the General Meeting to, within a maximum period of five years from the date of the General Meeting, to increase capital, in one or several stages, as the Board of Directors deems necessary or advisable, by a maximum amount equivalent to half of the Company's existing share capital at the date **of General Meeting at which this authorisation is granted, i.e. €40 million, and without** any need to call or obtain a subsequent resolution from shareholders at a General Meeting, by issuing new ordinary shares, even with a fixed or variable share premium, with pre-emptive subscription rights for existing shareholders on the date on which the resolution to increase share capital is adopted and, in any event, paid in through monetary contributions in the amount of the capital increase or capital increases agreed under this authorisation, and expressly establishing the possibility of incomplete subscription of shares issued in accordance with Article 311.1 of that Law.

- b) To delegate authority to the Board of Directors to issue, on behalf of the Company, in one or several stages: (i) plain vanilla or subordinated bonds and debentures, promissory notes, and other similar fixed-income securities; and (ii) bonds and/or debentures that are convertible into new shares of the Company and or/exchangeable for shares of the Company, as well as warrants for newly issued or outstanding shares of the Company. In the case of the issue of convertible debentures and/or bonds and warrants for new shares, there is an express authorisation to waive the pre-emptive subscription rights of shareholders. Establishment of the criteria for determining the terms and types of conversion. Delegation of powers.

Delegation to the Board of Directors, in accordance with the Articles 297.1.b), 401 et seq, 417 and 511 of the Corporate Enterprises Act and Article 319 of the Companies Register Regulations (Reglamento del Registro Mercantil), of the authority to issue marketable securities in the follow terms and conditions:

1. Securities to be issued

The securities covered by this delegation may be:

- a) plain vanilla or subordinated bonds or debentures, promissory notes, and other similar fixed-income securities;
- b) bonds and/or debentures that are convertible into new shares of the Company and or/exchangeable for shares of the Company, as well as warrants for newly issued or outstanding shares of the Company.

2. Term of the delegation

The securities covered by this authority may be issued in one or several stages within a maximum period of five (5) years from the date of adoption of this resolution.



### 3. Maximum amount of the delegation

- a) The total maximum amount of the issue or issues of plain vanilla or subordinated bonds or debentures, or other similar fixed-income securities other than promissory **notes covered by this delegation shall be €50,000,000, or the equivalent amount in any other currency.**
- b) The outstanding balance of promissory notes issued under the scope of this **authorisation may not exceed €50,000,000, or the equivalent amount in any other currency, at any time, irrespective of limit established in paragraph (a) above.**
- c) c) The maximum amount of the issue or issues of exchangeable and/or convertible debentures and/or **bonds, as well as warrants, shall be €150,000,000, irrespective of the preceding limits.**

2.- The Company's Board of directors is authorised to carry out the derivative acquisition of treasury shares or shares of subsidiaries in accordance with Article 146 et seq of the Corporate Enterprises Act. Delegation of powers.

Shareholders at a General Meeting held on 22 June 2017 vested power in the Board of Directors for the derivative acquisition of shares of the Company to be held as treasury shares and the sale of treasury shares, within a period of five years.

The General Meeting authorised the Board of Directors to, within a period of no more than five (5) years, and subject to the terms and conditions established in Articles 146, 509 et seq of the Corporate Enterprises Act, acquire for consideration and through any means allowed by law, in one or several stages, treasury shares up to a maximum of 10% of the **Company's share capital or the maximum amount applicable in accordance with legislation in force at the time of acquisition, without the par value of the shares directly or indirectly acquired by the Company, taken together with any shares already owned by it and its subsidiaries, exceeding 10% of the subscribed capital, or any other legal limit. The minimum price shall be one euro (€1) and the maximum price eighteen euros (€18).**

In 2014, the Board of Directors approved an internal rule on discretionary sales and purchases of treasury shares in line with the recommendation issued by the Spanish National Securities Commission (Comisión Nacional del Mercado de Valores) dated 18 July 2013.

### Explanatory note 2

Section C.1.2. Complete the following table with details of the members of the board:

Changes in the composition of the board of directors in 2017:



Until 14 April 2017

Director	Representative	Director category	Position on the Board	Date of first appointment	Date of last appointment	Election procedure
Ángel Antonio del Valle Suárez		Proprietary	Chairman	20110623	20110623	General meeting resolution
Inversiones Somió, S.L.	Juan Gonzalo Álvarez Arrojo	Proprietary	Director	20030529	20110623	General meeting resolution
Inversiones Río Magdalena, S.L.	María Teresa Arias Zapico	Proprietary	Deputy Chairman	20110623	20110623	General meeting resolution
Inversiones El Piles, S.L.	Javier Sierra Villa	Proprietary	Director	20030626	20110623	General meeting resolution
Francisco Javier Valero Artola		Independent	Director	20110623	20110623	General meeting resolution
Carlos Solchaga Catalán		Independent	Director	20110720	20110720	General meeting resolution
Acacio F. Rodríguez		Independent	Director	20050525	20110623	General meeting resolution
Javier González Canga		Other external	Director	20140619	20140619	General meeting resolution

From 26 April 2017 to 22 June 2017:

Director	Representative	Director category	Position on the Board	Date of first appointment	Date of last appointment	Election procedure
Ángel Antonio del Valle Suárez		Proprietary	Chairman	20110623	20110623	General meeting resolution
Inversiones Somió, S.L.	Juan Gonzalo Álvarez Arrojo	Proprietary	Director	20030529	20110623	General meeting resolution
Inversiones Río Magdalena, S.L.	María Teresa Arias Zapico	Proprietary	Deputy Chairman	20110623	20110623	General meeting resolution
Inversiones El Piles, S.L.	Javier Sierra Villa	Proprietary	Director	20030626	20110623	General meeting resolution
Ricardo Córdoba		Independent	Director	20170426	20110623	Board of directors through co-option
Acacio F. Rodríguez		Independent	Director	20050525	20110623	General meeting resolution
Carlos Solchaga Catalán		Independent	Director	20110720	20110720	General meeting resolution
Javier González Canga		Other external	Director	20140619	20140619	General meeting resolution



From 22 June 2017 to 17 October 2017:

Director	Representative	Director category	Position on the Board	Date of first appointment	Date of last appointment	Election procedure
Ángel Antonio del Valle Suárez		Proprietary	Chairman	20110623	20170622	General meeting resolution
Inversiones Somió, S.L.	José Manuel López Vázquez	Proprietary	Director	20030529	20170622	General meeting resolution
Inversiones Río Magdalena, S.L.	María Teresa Arias Zapico	Proprietary	Deputy Chairman	20110623	20170622	General meeting resolution
Inversiones El Piles, S.L.	Javier Sierra Villa	Proprietary	Director	20030626	20170622	General meeting resolution
Ricardo Córdoba		Independent	Director	20170426	20170622	General meeting resolution
Acacio F. Rodríguez		Other external	Director	20050525	20170622	General meeting resolution
F. Javier González Canga		Independent	Director	20140619	20140619	General meeting resolution
Elena Cabal Noriega		Independent	Director	20170622	20170622	General meeting resolution

From 17 October 2017 to 24 November 2017:

Director	Representative	Director category	Position on the Board	Date of first appointment	Date of last appointment	Election procedure
Ángel Antonio del Valle Suárez		Proprietary	Chairman	20110623	20170622	General meeting resolution
Inversiones Somió, S.L.	José Manuel López Vázquez	Proprietary	Director	20030529	20170622	General meeting resolution
Inversiones Río Magdalena, S.L.	María Teresa Arias Zapico	Proprietary	Deputy Chairman	20110623	20170622	General meeting resolution
Inversiones El Piles, S.L.	Javier Sierra Villa	Proprietary	Director	20030626	20170622	General meeting resolution
Acacio F. Rodríguez		Other external	Director	20050525	20170622	General meeting resolution
F. Javier González Canga		Independent	Director	20140619	20140619	General meeting resolution
Elena Cabal Noriega		Independent	Director	20170622	20170622	General meeting resolution



### Explanatory note 3

Section C.2.1. Provide details of all Board Committees, their members and the proportion of executive, proprietary, independent and other external directors on them:

#### AUDIT COMMITTEE

The composition of the Audit Committee changed in 2017, as follows:

Until 14 April 2017, when Francisco Javier Valero Artola tendered his resignation as independent director, the composition of the Audit Committee was as follows:

Name	Position	Category
Francisco Javier Valero Artola	Chairman	Independent
Acacio Faustino Rodríguez García	Member	Independent
Inversiones Río Magdalena, S.L.	Member	Proprietary

% of proprietary directors 33.33%  
% of independent directors 66.66%  
% of other external directors 0.00%

On 26 April 2017, the Board of Directors, on a proposal by the Nomination and Remuneration Committee, resolved, unanimously, to appoint by co-option Ricardo Córdoba as Independent Director. The Audit Committee's composition was then as follows:

Name	Position	Category
Acacio Faustino Rodríguez García	Chairman	Independent
Carlos Solchaga Catalán	Member	Independent
Inversiones Río Magdalena, S.L.	Member	Proprietary

% of proprietary directors 33.33%  
% of independent directors 66.66%  
% of other external directors 0.00%

At the General Meeting held on 22 June 2017, the company's directors were appointed and/or re-appointed, resulting in a change in the composition of the Audit Committee to the following:



Name	Position	Category
Francisco Javier González Canga	Chairman	Independent
Elena Cabal Noriega	Member	Independent
Inversiones Río Magdalena, S.L.	Member	Proprietary

% of proprietary directors 33.33%  
% of independent directors 66.66%  
% of other external directors 0.00%

On 28 December, the Board of Directors agreed to increase the number of members by one, and appointed as member of the Audit Committee, independent director Mr. García Hermoso. The composition of the Audit Committee was then as shown in section C.2.1 of the report.

#### Explanatory note 4

Section C.2.1. Audit Committee. Explain the committee's duties, describe the procedures and organisational and operational rules and summarise the main actions taken during the year.

(Cont.)

Functions:

1. The Audit Committee should have the following functions over and above those attributed to by law, the Bylaws or these Regulations, or those assigned by the Board of Directors:
  - a) Inform the General Meeting of any issues that may arise as regards affairs for which the committee is responsible and, in particular, regarding the outcome of the audit, explaining how it has contributed to the integrity of financial information and the role that the Committee has played during this process.
  - b) **Supervise the efficiency of the Company's** internal controls, internal audit and risk management systems, in addition to discussing with the accounts auditor any significant weaknesses in the internal control system detected in the course of the audit, without compromising its independence. To this end, and where appropriate, recommendations or proposals may be submitted to the Board of Directors and the corresponding time frame for follow-up activities.

In particular, the Company shall have a risk control and management unit, under the supervision of the Audit Committee, to, *inter alia*, ensure that risk control and management systems are functioning correctly and, specifically, that major risks the Company is exposed to are correctly identified, managed and quantified; participate actively in the preparation of risk strategies and in key decisions about their management; and ensure that risk control and management systems are mitigating risks effectively in the frame of the policy drawn up by the Board of Directors.





- c) Monitor the preparation and presentation of the required financial information on the Company and, where appropriate, the Group, and submit recommendations or proposals to the Board of Directors with a view to safeguarding its integrity, checking for compliance with legal provisions, the accurate demarcation of the consolidation perimeter, and the correct application of accounting principles.
- d) Monitor the independence of the unit handling the internal audit function, which shall report functionally to the Chairman of the Committee and oversee that the internal control and reporting systems function properly; propose the selection, appointment, re-election and removal of the head of the internal audit service; propose the service's budget; approve its priorities and work programmes, ensuring that it focuses primarily on the main risks the Company is exposed to; receive regular report-backs on its activities; and verify that senior management are acting on the findings and recommendations of its reports.

The head of the unit handling the internal audit function shall present an annual work programme to the Committee, inform it of any incidents arising during its implementation and submit an activities report at the end of each year.

- e) Escalate to the Board of Directors proposals to select, appoint, re-elect and replace the auditor, assuming responsibility for the selection process pursuant to applicable EU legislation, in addition to the conditions of her/his engagement and regularly request information on the audit plan and its execution from him/her, in addition to ensuring his/her independence in the exercise of audit duties.
- f) Establish appropriate relationships with the external auditor to receive information on issues that may threaten his/her independence, to be analysed by the Committee, and any other issues related to the process of auditing financial statements. Furthermore, when appropriate, authorise services other than those prohibited under applicable legislation, as well as the other communications stipulated in audit legislation and technical auditing standards. In all cases, an annual statement must be received from the external auditors, regarding their independence with regards to their relationship with the entity or directly or indirectly related entities, in addition to detailed information on an individual basis about any type of payments received from these entities by the external auditor or by persons or entities related to them, pursuant to the regulations on auditing activities, ensuring that the Company and the external auditor adhere to current regulations on the provision of non-audit services, limits on the concentration of the auditor's business and other requirements concerning auditor independence.

In this respect, the Committee shall ensure that the remuneration of the external auditor does not compromise its quality or independence.

- g) Ensure that the Company notifies any change of external auditor to the Comisión Nacional del Mercado de Valores as a material event, accompanied by a statement of any disagreements arising with the outgoing auditor and the reasons for the same.



- h) Investigate the issues giving rise to the resignation of the external auditor, should this come about.
- i) Ensure that the external auditor has a yearly meeting with the Board of Directors in full to inform it of the work undertaken and developments in the Company's risk and accounting positions.
- j) Ensure fulfillment of the audit engagement, requiring that the auditor's opinion on the financial statements and the content of the report are drafted clearly and precisely.
- k) Issue on an annual basis, prior to the issuance of the audit report on the financial statements, a reporting containing an opinion regarding whether the independence of auditors and audit firms has been compromised. This report shall be published on **the Company's website sufficiently in advance of the Annual General Meeting, and** must contain, in all cases, a reasoned evaluation of the provision of each and every additional service referenced in the previous point, considering each service individually and jointly, separate to the statutory audit and in relation to the system of independence and regulations governing auditing activities.
- l) Inform the Board of Directors, with prior notice, about all matters foreseen in law, the Bylaws and the Regulations of the Board of Directors; in particular those regarding:
  - 1º. Financial information that the Company must periodically make public;
  - 2º. The creation or acquisition of shares in special purpose entities or that are registered in countries or territories considered tax havens; and
  - 3º. Transactions with related parties.

Any report issued by the Audit Committee regarding related party transactions shall be published on the Company's website sufficiently in advance of the Annual General Meeting.
  - 4º. Fundamental changes or corporate transactions the Company is planning, their economic conditions and accounting impact and, when applicable, the exchange ratio proposed.
- m) Evaluate the findings of each audit and the responses by the management team to the recommendations made by the auditors.
- n) Strive to ensure that the Board of Directors can present the Company's accounts to the General Meeting without limitations or qualifications in the auditor's report. In the exceptional case that qualifications exist, both the Chairman of the Audit Committee and the auditors should give a clear account to shareholders of their scope and content.



- o) Mediate in the case of discrepancies between the opinions of the management team and the auditors with respect to the principles and standards applicable to the preparation of the financial statements.
- p) Inform about proposals to amend any accounting standards and principles suggested by senior management, as well as any required by law.
- q) Establish and supervise a mechanism whereby staff can report, confidentially and, if appropriate and feasible, anonymously, any significant irregularities that they detect in the course of their duties, in particular financial or accounting irregularities in the Company.
- r) Supervise the Internal Codes of Conduct and regulatory compliance not expressly attributed to another Committee or to the Company's Board of Directors. In this respect, the Audit Committee shall:
  - i. Determine the internal standards and procedures necessary to ensure the monitoring of the code of conduct and regulatory compliance in the various areas of the Company, and ensuring that they remain up to date.
  - ii. Inform, prior to approval by the Board of Directors, the General Code of Conduct at the Company and its Group, the Internal Code of Conduct in Securities Markets and the Internal Rules for the Chief Compliance Officer of the Company.

The Committee shall also report any amendments to these standards or principles, or implementing regulations, before they are submitted for approval by the Board.
  - iii. Inform, before presentation to the Board of Directors, any internal control procedures and standards set out in the General Code of Conduct that the Chief Compliance Officer lays before the Company's Board of Directors for approval.
  - iv. Evaluate all aspects of the non-financial risks the company is exposed to (including operational, technological, legal, social, environmental, political and reputational risks), providing this is not expressly attributed to another Committee.
- s) Perform any other duties entrusted to it by the Board of Directors.

The provisions of e), f) and k) above shall be understood to be without prejudice to auditing regulations.

2. The Audit Committee shall prepare an annual activities report, which shall be used as a basis for the evaluation by the Board of Directors, and may be published on the Company's website sufficiently in advance of the Ordinary General Meeting.



Main actions in the year:

- Proposed appointment of the Head of Internal Audit.
- Analysis of the report on external auditor independence.
- Preparation of the report on related party transactions carried out in 2016.
- Examination and proposal of the 2016 financial statements to be authorised for issue by the Board of Directors.
- Examination and proposal of the report to be sent to the National Securities Commission for the year ended 31 December 2016.
- Examination and proposal to the Board of Directors regarding the Annual Corporate Governance Report.
- Analysis of the system of internal control over financial reporting. Based on the findings, major actions were undertaken to transform the organisation in terms of the aspects classified in the analysis as a risk.
- Study and approval of the 2017 Internal Audit Plan.
- Meeting with the external audit to review the close of the first half of 2017.
- Proposal to the Board of Directors regarding the approval of the Report for the First Half of 2017.
- Study and proposal of related party transactions.
- Review, amendment and implementation of improvements to the Crime Prevention Model and the internal implementing rules and regulations.



#### Explanatory note 5

Section C.2.1. Audit Committee. Identify the member of the Audit Committee who was appointed based on his/her knowledge and experience in accounting, auditing or both, and state the number of years that the Chairman of this committee has held this position.

Until 14 April 2017: Francisco Javier Valero Artola  
No. of years as Chairman: 3

From 26 April to 22 June 2017: Acacio Faustino Rodríguez García  
No. of years as Chairman: 2 months

From 22 June to 29 December 2017: Francisco Javier González Canga  
No. of years as Chairman: 6 months

#### Explanatory note 6

Section C.2.1. Nomination and Remuneration Committee

#### NOMINATION AND REMUNERATION COMMITTEE

Changes in the composition of the Nomination and Remuneration Committee in 2017:

Until the General Meeting held on 22 June 2017, the Committee's composition was as follows:

DIRECTOR	POSITION	CATEGORY
Carlos Solchaga Catalán	Chairman	Independent
Acacio Faustino Rodríguez García	Member	Independent
Inversiones El Piles, S.L.	Member	Independent

% of proprietary directors 33.33%  
% of independent directors: 66.66%  
% of other external directors: 0.00%

From the General Meeting held on 22 June 2017 until 17 October 2017, the Committee's composition was as follows:

DIRECTOR	POSITION	CATEGORY
Ricardo Córdoba	Chairman	Independent
Francisco Javier González Canga	Member	Independent
Inversiones Somió, S.L.	Member	Proprietary

% of proprietary directors 33.33%  
% of independent directors: 66.66%  
% of other external directors: 0.00%



## Explanatory note 7

Section C.2.1. Nomination and Remuneration Committee. Explain the committee's duties, describe the procedures and organisational and operational rules and summarise the main actions taken during the year.

(Cont.)

Functions:

1. The Nomination and Remuneration Committee should have the following functions over and above those attributed to by law, the Bylaws or these Regulations, or those assigned by the Board of Directors:
  - a) Evaluate the competencies, knowledge and experience necessary for the Board of Directors. To this end, the Committee shall define the duties and capabilities necessary in candidates who shall fulfill each vacancy and evaluate the time and dedication necessary in order to efficiently fulfill their commitment, and run an annual check on compliance with the director selection policy.
  - b) Establish an objective regarding the representation of the least represented gender in the Board of Directors, and develop guidelines as to how to reach said objective.
  - c) Submit to the Board of Directors proposals for the appointment of independent directors for their nomination by co-option or for their submission to the General Meeting of Shareholders' decision, in addition to proposals for the re-election or dismissal of said directors by the General Meeting of Shareholders.
  - d) Inform of any proposals for appointment of all other directors for their nomination by co-option or for their submission to decision by the General Meeting of Shareholders, in addition to proposals for their re-election or dismissal by the General Meeting of Shareholders.
  - e) Inform of any proposals to the Board of Directors for appointment or dismissal of senior management and the basic conditions of their contracts.
  - f) Research and organise the succession of the Chairman of the Board of Directors and, as appropriate, the Chief Executive of the Company, formulating proposals to the Board of Directors so that said succession can be processed in an ordered and well-executed manner.
  - g) **Propose to the Board of Directors, the Directors' and managing directors'** remuneration policy and of whoever else performs senior management duties under the direct supervision of the Board of Directors, the Executive Committee or the Chief Executive Officers, in addition to the individual remuneration and other contractual conditions of executive directors, ensuring compliance with the same.
  - h) Periodically review the remuneration policy for Directors and senior officers, including share-based remuneration systems and their application, and ensure that



their individual compensation is proportionate to the amounts paid to other Directors and senior officers in the company.

- i) Verify the information on Director and senior officers' pay contained in corporate documents, including the Annual Directors' Remuneration Statement.
- j) Ensure that conflicts of interest do not undermine the independence of any external advice the committee engages.
- k) **Ensure compliance with the Company's corporate governance rules. In this respect, the Nomination and Remuneration Committee shall be responsible for:**
  - i. Supervision of transparency in corporate actions.
  - ii. The periodic evaluation of the effectiveness of the Company's corporate governance system, to confirm that it is fulfilling its mission to promote the corporate interest and catering, as appropriate, to the legitimate interests of remaining stakeholders.
  - iii. Reporting and, if appropriate, raising proposals to the Board of Directors regarding the development of the corporate governance rules for the Company and its Group based on the provisions of the Bylaws and in accordance with the applicable legislation at all times.
- l) **Monitor compliance with the Company's corporate social responsibility policy. In this respect, it shall:**
  - i. **Review the Company's corporate social responsibility policy, ensuring that it is geared to value creation.**

Specifically, the Committee shall ensure that the corporate social responsibility policy specifies at least:

- The goals of its corporate social responsibility policy and the support instruments to be deployed.
- The corporate strategy with regard to sustainability, the environment and social issues.
- Concrete practices in matters relative to: shareholders, employees, clients, suppliers, social welfare issues, the environment, diversity, fiscal responsibility, respect for human rights and the prevention of illegal conducts.
- The methods or systems for monitoring the results of the practices referred to above, and identifying and managing related risks.



- The mechanisms for supervising non-financial risk, ethics and business conduct.
- Channels for stakeholder communication, participation and dialogue.
- Responsible communication practices that prevent the manipulation of information and protect the company's honour and integrity.

Any report issued by the Nomination and Remuneration Committee on the Company's corporate social responsibility policy shall be prepared using an internationally accepted methodology, and published on the Company's website sufficiently in advance of the Ordinary General Meeting.

- ii. The Nomination and Remuneration Committee shall also be responsible for overseeing the communication and relations strategy with shareholders, including small and medium-sized shareholders; monitoring corporate social responsibility strategy and practices, and assessing compliance in this respect; **monitoring and evaluating the Company's interactions with its stakeholder groups**; coordinating non-financial and diversity reporting processes in accordance with applicable legislation and international benchmarks.
- m) Within the scope of its duties, raise to the Board any proposals deemed advisable for its eventual analysis and approval.
- n) Perform any other duties entrusted to it by the Board of Directors.

Main actions in the year:

**Proposal for the determination of director's variable remuneration in accordance** with the results obtained in 2016.

Examination and proposal, if appropriate, on the distribution of the fixed remuneration of Directors in the current year, in accordance with the Director Remuneration Policy approved at the General Meeting of Shareholders for 2015, 2016 and 2017.

Proposal for the variable remuneration of the Chairman of the Board for the performance of his executive duties in 2016 and the establishment of the 2017 targets, as provided for in his contract.

Examination and proposal for the hiring of a person with a senior management contract.

Application of the 2016 director policy and 2016 remuneration report.

Approval of the Corporate Social Responsibility report.

Resignation and appointment of one member of senior management





Appointment of the Lead Director.

Report and proposal to the General Meeting on the ratification, re-election and appointment of directors

Proposal of modification to the director remuneration policy approved for 2015, 2016 and 2017, in respect of executive directors.

Proposal for appointment of an Independent Director.



**APPROVAL OF THE BOARD OF DIRECTORS**

Chairman	Acacio Faustino Rodríguez García
Deputy Chairman	Inversiones Río Magdalena, S.L.
Director	Inversiones Somió, S.L.
Director	Inversiones El Piles, S.L.
Director	Ángel Antonio del Valle Suárez
Director	Elena Cabal Noriega
Director	Francisco Javier González Canga
Director	Jose Manuel García Hermoso
Secretary, non-director	Secundino Felgueroso Fuentes

Certificate prepared by Secundino Felgueroso Fuentes, Secretary to the Board of Directors, to state that after the preparation and approval of the Consolidated Balance Sheet, the Consolidated Income Statement, Statement of Comprehensive Income, Consolidated Statement of Changes in Equity, Consolidated Statement of Cash Flow, Notes to the Consolidated Annual Accounts and Consolidated Directors' Report, for the year ended 31 December 2017, as well as the signing of statement of responsibility for the content of the accounts by the Directors, they proceeded to sign this document approved by the Chairman, including a page in the Spanish language version signed by each of the Board Members, whose full names and positions are indicated after the signature, which I validate and certify. In the event of discrepancy, the Spanish language version prevails.

Madrid, 13 March 2018

Acacio Faustino Rodríguez García  
Chairman

Secundino Felgueroso Fuentes  
Secretary, non-director